



MAHARASHTRA NATIONAL LAW UNIVERSITY NAGPUR

(Established by Maharashtra Act VI of 2014)

May 16, 2022

Expression of Interest (EOI) **for the Supply of Furniture at Hostels** **(Wardrobe, Study Table, Bookshelf and AC Drain Pelmet)**

- 1) The proposal is to invite Expression of Interest to supply and install furniture for the Hostels of the University at Waranga. The type of furniture includes Wardrobe, Study Table, Bookshelf and AC Drain Pelmet etc. Description, Scope of work, etc., is available in the EOI Document. The EOI document can be downloaded from the website of the University www.nlunagpur.ac.in.
- 2) Interested Vendors having sufficient technical know-how, experience and financial background are invited to express their interest for empanelment.
- 3) Tender Fee of Rs.1000/- (Rupees One Thousand only) is payable in the form of Demand Draft [DD] drawn in favour of 'Registrar, Maharashtra National Law University, Nagpur' payable at State Bank of India, Ravi Nagar, Nagpur. No other mode of payment for tender fee is acceptable. Expression of Interest (EOI) without Tender Fee shall be treated as incomplete and shall be rejected.
- 4) The competent authority of the University reserves the right to accept or reject any EOI without assigning any reason.
- 5) The Expression of Interest (EOI) received shall be evaluated on the basis of a predetermined criteria and only those qualifying the same shall be considered for the next stage of bid. After preliminary scrutiny of the bidders' documents, the firms short listed will be called for presentation of their design before evaluation committee for final short listing.
- 6) The evaluation of the bidders' shall be carried out by a Committee comprehensively, based on credentials, manufacturing capability, quality control system, financial background, dealer/distributor network, past performance, after service, range of furniture items manufactured by the firm, etc.
- 7) The architectural drawings showing the floor plans are enclosed as part of the EOI document in pdf format. Auto CAD drawing will not be supplied.
- 8) The bidders may assess the type of furniture, quantity, design of the furniture, etc considering the dimension of the room / area indicated in the drawings.
- 9) The approximate furniture requirement is enclosed **for reference which is only indicative and not final**. The quantity & type of furniture may vary at the final stage.
- 10) The University reserves the right to award the supply as a whole or split and award the supply into packages.
- 11) The bidders are required to quote for all the items in the individual package.
- 12) The qualification of the bidders shall be valid for Six (6) months from the date of qualification.



MAHARASHTRA NATIONAL LAW UNIVERSITY NAGPUR

(Established by Maharashtra Act VI of 2014)

13) No transportation and logistic support will be provided to the bidders.

Who can Participate:

The Bidder i.e., Manufacturer / Companies having own manufacturing units / infrastructure or their authorized dealers shall satisfy the following eligibility criteria:

1. **Turnover:** Turnover of Rs.3 Crores in one financial year in the last 3 years or average Rs.5 Crores in the last 3 years.
2. **Factory Setup:** Minimum of 600 sqm. of built-up area with Fire NOC, with minimum two press i.e., one Hot and one Cold hydraulic press or two hot or two cold press, Beam saw or Panel saw, CNC drilling machine, through feed edge banding machine, source of uninterrupted power supply (DG or Express feeder line). The factory should not be under any litigation, should have valid license for operations from all concerned departments, and have Consent from State/Central Pollution control board.
3. **Price Quote:** The prices quoted will include all material labour and manufacturing costs and are to be F.O.R destination and inclusive of Freight Insurance, Taxes as applicable, loading, unloading, lifting, installation etc.
4. **Warranty:** Warranty is to be provided on defect free installed products and will be on Hardware for 10 years and wooden components for 7 years.
5. **Location:** Within 500 kms. from Nagpur.
6. The Bidder shall have a Solvency of Rs.50,00,000/- (Rupees Fifty Lakhs Only).

Submission of Expression of Interest

The Bidders may express their interest in separate sealed covers (for Technical and Financial) Bids along with necessary enclosures on or before May 25, 2022 (Wednesday) to the following address:

**The Registrar,
Maharashtra National Law University, Nagpur
Waranga, PO: Dongargaon (Butibori),
Nagpur – 441108 (Maharashtra)**



MAHARASHTRA NATIONAL LAW UNIVERSITY NAGPUR

(Established by Maharashtra Act VI of 2014)

Along with the 'Expression of Interest', the bidders are required to furnish the following information with Self-Attested Proof / Registration Copies

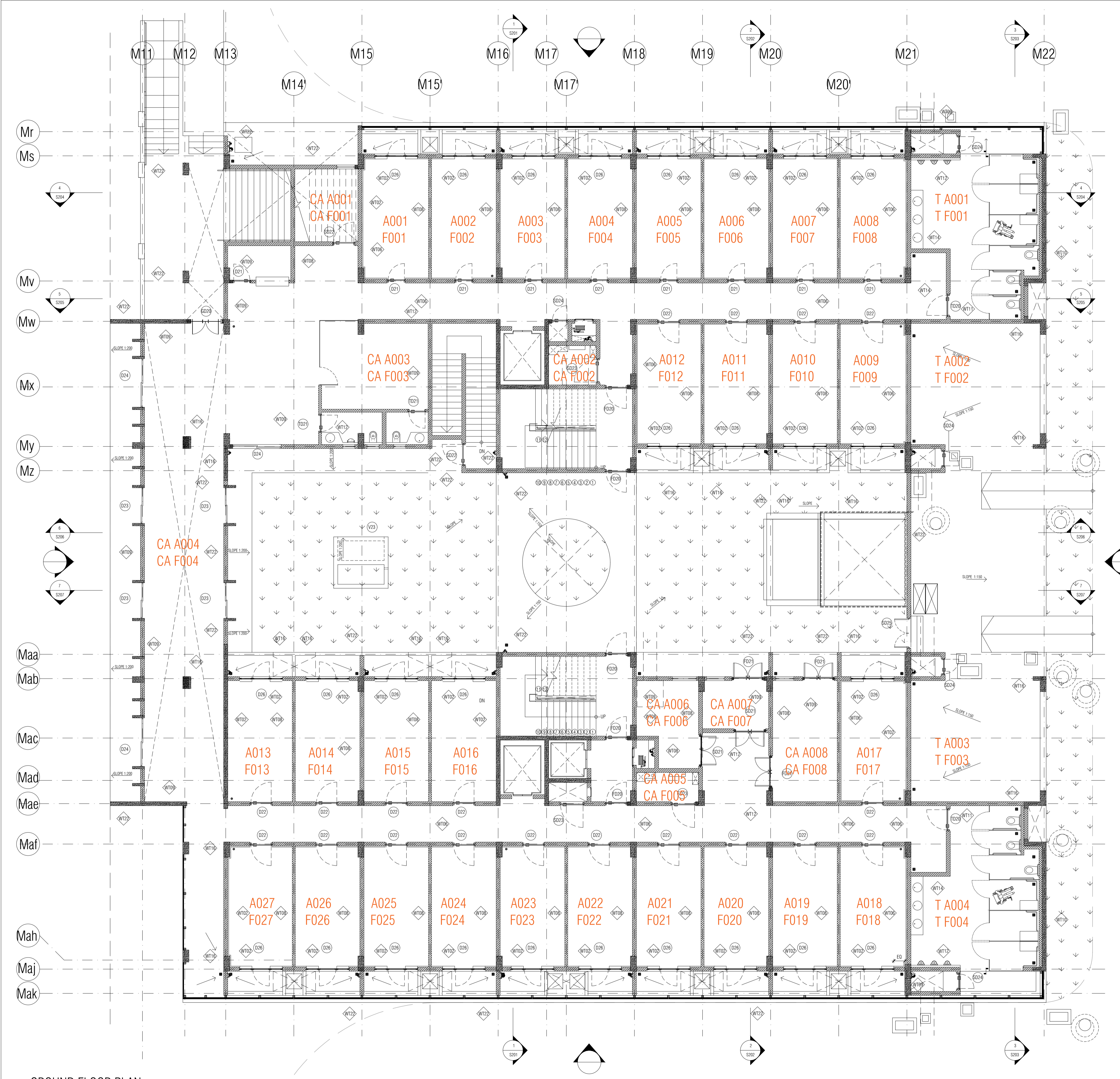
Sl. No.	Description	Documentary Proof
1.	Registered Address with Phone, Fax, E-mail Website etc.	
2.	Years of Existence in this Field	
3.	Company / Organization status individual / Proprietary / Partnership / Ltd. (or) Private Ltd. etc with Name and Address of Proprietor, Partners, Board of Directors etc.	
4.	Associates: (a) Indian (b) Foreign	
5.	List of Major Customers with full address and their Contact Persons for last five years.	
6.	Details of other contracts, if any, now in hand	
7.	Details of Infrastructure Facilities owned / available with location details	
8.	Details of Credit facilities available	
9.	Name and Address of Bankers	
10.	Trade Association to which you belong to	
11.	Establishment / GST Registration Number / PAN Number	
12.	Nature of Business	
13.	Detailed catalogue / Brochure of Products both in Hard and Soft Copy shall be submitted along with EOI document.	

***Note:** Any wrong or misleading information will lead to disqualification.

Item No	Item of work	Quantity	Unit
1	<p>WARDROBE (2200x1800x600mm) :Hostel Wardrobe - 2200H x 1800W x 600D - 4 Shutter wardrobe,made of 16mm thick calibrated plywood with laminate of approved make, shade and colour duly pressed on upstroke hydraulic cold/hot pressing machine using D3 grade white adhesive and edge banding for all cut surfaces of approved make and shade. The panel cutting to be done either on beam saw or on panel saw with digital gauge to assure correct sizes of panel along with the pressure beam function to avoid chipping at the back side of every panel. All the panels of wardrobe are to be duly protected from moisture by applying PVC edge band, machine fixed with Hot melt adhesive and milled to rounded corners at both edges. All the drilling of the panels is to be accurately done with the help of CNC drilling machine.All Shutters made of 16mm thick calibrated plywood with 1mm thick machine pressed laminate on both side of approved make, shade and colour. All edging for these shall be machine pressed 22mm X 2mm thick PVC edge band of approved make, shade and colour.All the shutters to be provided with door stiffners and shutter number 03 to be provided with 6mm thick clear mirror, edge polished on inner surface fixed using 06nos. SS studs.Each shutter to be affixed with 5 nos of hinges,3D adjustabe soft close hinges with cruciform brackets. Handles to shutters shall be profile handles duly CNC machined from both ends having no sharp edges to be fixed, handle should not protrude out from edgeband of shutter and shall be fixed with groove for accepting the serration the handle. Handles screws should not be visible from inside surface of shutter. Wardrobe locking method will be Right shutter with lock and auto lock bolt to Left shutter, lock to have computerized dimple key. All intermediate shelves, partition, and drawers made of 16mm thick calibrated plywood with 0.8mm thick machine pressed laminate on both side of approved make, shade and colour. The side filler (for condition 02 and 04) is made up of 16mm ply with 1mm thk laminate.All edging for these shall be machine pressed 22mm X 0.8 mm thick PVC edge band of approved make, shade and colour. 2 drawers per wardrobe, drawers will be lockable and will be on side mounted 40kg capacity pre galvanized telescopic soft close slides channels. Backing ply is of 16mm thick BWP plywood and finished with 0.8mm thick machine pressed laminate on both side.All assembly/fixing/joinery of carcass will be using minifix, unless instructed otherwise.The back panel is fixed to sides and top with groove method. Shelf, as indicated on the drawings, will be adjustable shelf resting on flippers(shelf support pegs),four per shelf, holes pre slotted. Wardrobe to have 100mm PVC plinth support and to have 12mm PVC skirting at bottom. Top fascia, fixed, 50mm recessed,is made up of 16mm calibrated ply with machine pressed laminate 1mm thk. of approved make and shade, with 22mm x 2mm edge banding.Height will vary from 75mm to 150mm as per site condition.Removable AC drain pipe coverings with 16mm thick calibrated plywood with 0.8mm thick machine pressed laminate on either side of approved make, shade and colour,is fixed using aluminium powder coated Aluminum L-Angle of 40x40 50mm long, 6 nos. in each joint with SS screws.Cost to consider all the fixtures and accessories including cost of one no SS304 cloth hanger rod (900mm wide with fixing accessories),and screws plus accessories (rawl plugs,wooded pieces. etc.) for mounting considering all site conditions. Grooves to be provided wherever necessary as mentioned in the drawing.Complete all as per the drawing and direction of the Architects. (Mode of measurement:External Elevation area of Shutters only). All ply used will be BWP IS:710 E0/E1, Caliberated ply. All approved make and selection as mentioned in drawing.</p>		
	Ground Floor	204.12	Sqm
	First Floor	234.36	Sqm
	Second Floor	204.12	Sqm
	Third Floor	223.02	Sqm
	Fourth Floor	234.36	Sqm
	Fifth Floor	264.60	Sqm
	Terrace Floor	0.00	Sqm
		1364.58	Sqm

Item No	Item of work	Quantity	Unit
2	<p>STUDY TABLE(1200x600x750mm) : Study table 1200W x 600D x 750H -Made of 16mm thick calibrated plywood with 1mm thk. laminate of approved make, shade and colour duly pressed on upstroke hydraulic cold/hot pressing machine using D3 grade white adhesive and edge banding for all cut surfaces of approved make and shade. The panel cutting to be done either on beam saw or on panel saw with digital gauge to assure correct sizes of panel along with the pressure beam function to avoid chipping at the back side of every panel. All members are to be duly protected from moisture by applying PVC edge band of 22mm x 2mm, machine fixed with Hot melt adhesive and milled to rounded corners at both edges. All the drilling of the panels is to be accurately done with the help of CNC drilling machine.All assembly/fixing/joinery of carcass will be using minifix, unless instructed otherwise.Support cross panel to be fixed to both sides at a distance of 300 from floor and to side and top panel as per drawing.300W x 450D x 60H mm 1 drawer unit made in 1.2,0.8 & 2 mm thick CRCA sheetmetal as a sides,body & fascia respectively.Soft close telescopic slides 300mm of hafele make to be used drawer. Drawer is to be fixed to body and slides with the help of pre revited nut insert and body is to be fixed to top and side panel of table using 6x16 counter sunk head screws. Fascia of drawer is to be fixed on drawer to make 3 mm as thickness of frontal part of drawer. Drawer should be lockable. Drawer front is without handle, it is made as 2mm from gap from top and 8mm from bottom to have ease of opening the drawer. Inner drawer body to be of 50mm height.Complete drawer unit to be pre-treated in 12 tank chemical treatment process and is to be duly powder coated using anti-bacterial epoxy polyester powder coating with minimum 60-80 micron thickness. For powder coated surface, dimple dent test, Surface cross hatch test and 160 degree bend test samples to be supplied along with tender submission. Table to be fixed with inserts and SS bush with 4mm nylon base levellers for adjustment.complete all as per the drawing, direction and specification of the Architects., complete all as per the detailed specification and drawings and as directed by Engineer in Charge(Mode of measurement: Plan area)</p>		
	Ground Floor	38.88	Sqm
	First Floor	44.64	Sqm
	Second Floor	38.88	Sqm
	Third Floor	41.76	Sqm
	Fourth Floor	44.64	Sqm
	Fifth Floor	50.40	Sqm
	Terrace Floor	0.00	Sqm
		259.20	Sqm
3	<p>OPEN SHELF WITH L-FASCIA (1200x350x300mm) : Open shelf shall be made from 16mm thick calibrated plywood with 1mm thk. laminate of approved make, shade and colour duly pressed on upstroke hydraulic cold/hot pressing machine using D3 grade white adhesive and edge banding for all cut surfaces of approved make and shade. The panel cutting to be done either on beam saw or on panel saw with digital gauge to assure correct sizes of panel along with the pressure beam function to avoid chipping at the back side of every panel. All members are to be duly protected from moisture by applying PVC edge band of 22mm x 2mm, machine fixed with Hot melt adhesive and milled to rounded corners at both edges. All the drilling of the panels is to be accurately done with the help of CNC drilling machine.All assembly/fixing/joinery of carcass will be using minifix, unless instructed otherwise.Bottom of the shelf is provided with L-shaped fascia made of 16mm thick calibrated approved make plywood and finished with 1mm thick machine pressed laminate on exposed sides as shown in drawing.The shelf to be anchored to the wall with necessary screws and accessories as required considering various wall conditions at site and to withstand 60kg weight., complete all as per the drawing, direction and specification of the Architects., complete all as per the detailed specification and drawings and as directed by Engineer in Charge. (Mode of measurement: Elevation area of Open shelf and Fascia)</p>		
	Ground Floor	45.36	Sqm
	First Floor	52.08	Sqm
	Second Floor	45.36	Sqm
	Third Floor	48.72	Sqm
	Fourth Floor	52.08	Sqm
	Fifth Floor	58.80	Sqm
	Terrace Floor	0.00	Sqm
		302.40	Sqm

Item No	Item of work	Quantity	Unit
4	<p>REMOVABLE PELMET 150MM DEEP -: Providing and fixing of removable Pelmet, upto 650mm high and fixed at 100 - 350mm from wall, made of 16mm thick calibrated plywood approved make. The exposed plywood surfaces, including the edges are finished with 5mm thick HDF board of approved make, finished with enamel spray paint of approved make, shade and colour, as mentioned in the drawing with paint Low VOC of 5 STAR Griha complaint. Vertical supports are provided inside the pelmet at every 900mm/c, which are made of 16mm thick calibrated plywood of approved make, finished as the pelmet. Pelmet to support connections to be done with 40x40x50 mm powder coated (60-80 microns) angles made up of CRCA steel, 2.0mm thk. (02 nos. per support). The quoted rate to be inclusive making grooves as mentioned in the drawing, junction details, joints, etc and with all necessary hardware like screws with rawl plugs, nails, glue, araldite. Complete all as per detailed specifications and drawings and as directed by EIC. (Mode of measurement: Elevation area of Pelmet)</p>		
	Ground Floor	46.80	Sqm
	First Floor	11.70	Sqm
	Second Floor	55.15	Sqm
	Third Floor	0.00	Sqm
	Fourth Floor	0.00	Sqm
	Fifth Floor	0.00	Sqm
	Terrace Floor	0.00	Sqm
		113.65	Sqm



REPRESENTATION
 ALPHABET REPRESENTS BLOCK NAME (REFER PREFIX LEGEND)

B 106

FIRST NUMBER REPRESENTS FLOOR LEVEL
 REMAINING NUMBER REPRESENTS ROOM NUMBER

PREFIX OF:
 A,B,C,D,E - REPRESENTS BOYS' HOSTEL
 ie A 001 - represents boys hostel room no 01

F,G,H,J,K - REPRESENTS LADIES' HOSTEL
 ie G 311 - represents ladies hostel room no 11 on third floor

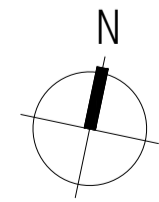
T represents toilets ie T B 301 - represents first toilet on Third floor in Boys hostel

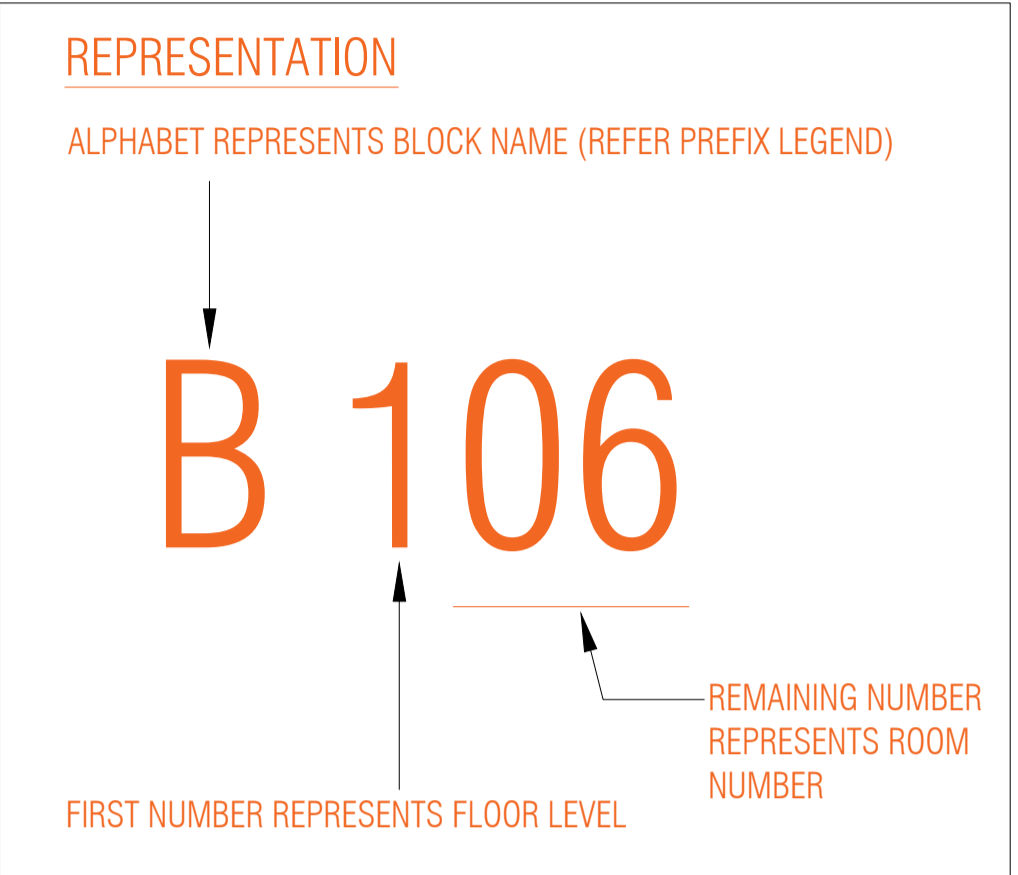
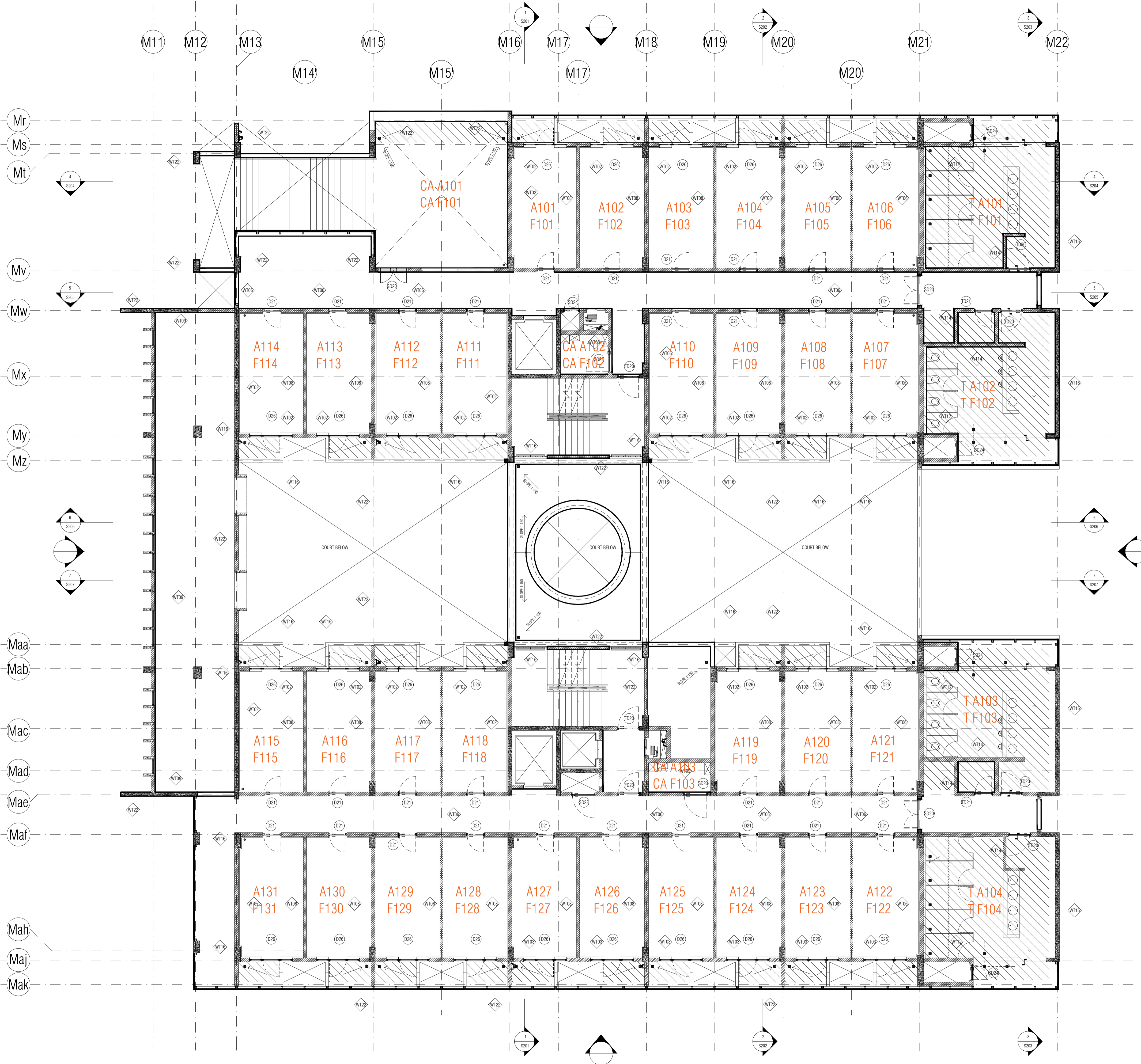
CA FOR COMMON AREAS
 ie CA G 001 - represents common area 01 for ladies hostel at ground floor

ROOM SCHEDULE	
ROOM NUMBER	ROOM NAME
1	ROOM
1A	ROOM FOR DIFFERENTLY ABLED
2	BALCONY
3	CORRIDOR
4A	TOILET BLOCK WASH
4B	TOILET BLOCK WC
4C	TOILET BLOCK DIFFERENTLY ABLED
5	COMMON AREA/LOUNGE: DOUBLE HT
6	FIRE TOWER
7	SERVICES
8	DRINKING WATER
9	JANITORS ROOM
10	ENTRANCE (PHASE I)
11	ENTRANCE FOYER
12	SECURITY POST(PHASE I)
13	WARDENS- OFFICE(PHASE I)
13A	WARDENS- OFFICE TOILET (PHASE I)
14	ELECTRICAL ROOM
15	UPS ROOM
16	FIRE COMMAND CENTRE
17	STORE ROOM
18	CYCLE PARKING
19	COMMON TOILET
20	OPEN TO SKY COURT
21	GROUND FLOOR COURT PASSAGE
22	FIRE TENDER DRIVEWAY
23	BRIDGE
24	TV ROOM
25	GYM
26	TT/GAMES ROOM
27	SOLAR SERVICES ROOM
28	TERRACE

GROUND FLOOR PLAN
 SCALE 1:100

NOTES / REMARKS	ALL DRAWINGS TO BE CO-RELATED TO OTHER DWGS. DOCUMENTS, TENDER/SPECIFICATION, INCLUDING OTHER CONSULTANTS, SUPPLIERS, MANUFACTURERS BEFORE EXECUTION. ANY DISCREPANCY/AMBIGUITY TO BE BROUGHT TO ARCHITECTS NOTICE IN WRITING, REASONABLY IN ADVANCE.			
	ISSUED TO	DATE	REVISION	ISSUED FOR
ISSUE & REVISIONS	CLIENT & CONTRACTOR	17.11.2021	RD	INFORMATION
OFFICE SEAL	NO OF COPIES	SOFT COPY-EMAIL		
STRUCTURAL	PATANKAR CONSULTANTS PVT LTD.			
	ARUP INDIA PVT LTD			
LANDSCAPE	M&D BERL PVT LTD			
	INTEGRATED DESIGN			
AUDIO VISUAL & ACOUSTIC	MMG ACOUSTICAL CONSULTANTS			
	KITCHEN/BOH			
GRAPHICS	CKP HOSPITALITY CONSULTANTS			
	G.S. & P.M.C.			
ARCHITECTURE PARADIGM	No. 26, 4th B Cross Rd, Koramangala Industrial Layout, Koramangala, Bangalore Karnataka 560095 Ph: 080 2553 6750 E-MAIL: mail@architectureparadigm.com			
	Client : MNLU Site : NAGPUR Block : UNDERGRADUATION DOUBLE OCCUPANCY HOSTEL Project Phase: PHASE 1 Title : WORKING DRAWINGS			
ARCHITECTURE	DATE : 17/11/2021			
	DRAWN BY : FAGUNI scale: 1:100			
INSTITUTION	CKD BY : FAGUNI			
	DWG TITLE: GROUND FLOOR PLAN - Nomenclature			
ARCHITECTURE	DWG NO : MNLU/AR/BLK M&P/P/103 -Nom			
	Version/Revision : V001/R000			





PREFIX OF:
A,B,C,D,E - REPRESENTS BOYS' HOSTEL
ie A 001 - represents boys hostel room no 01

F,G,H,J,K - REPRESENTS LADIES' HOSTEL
ie G 311 - represents ladies hostel room no 11 on third floor

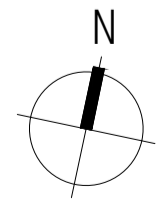
T represents toilets ie T B 301 - represents first toilet on Third floor in Boys hostel

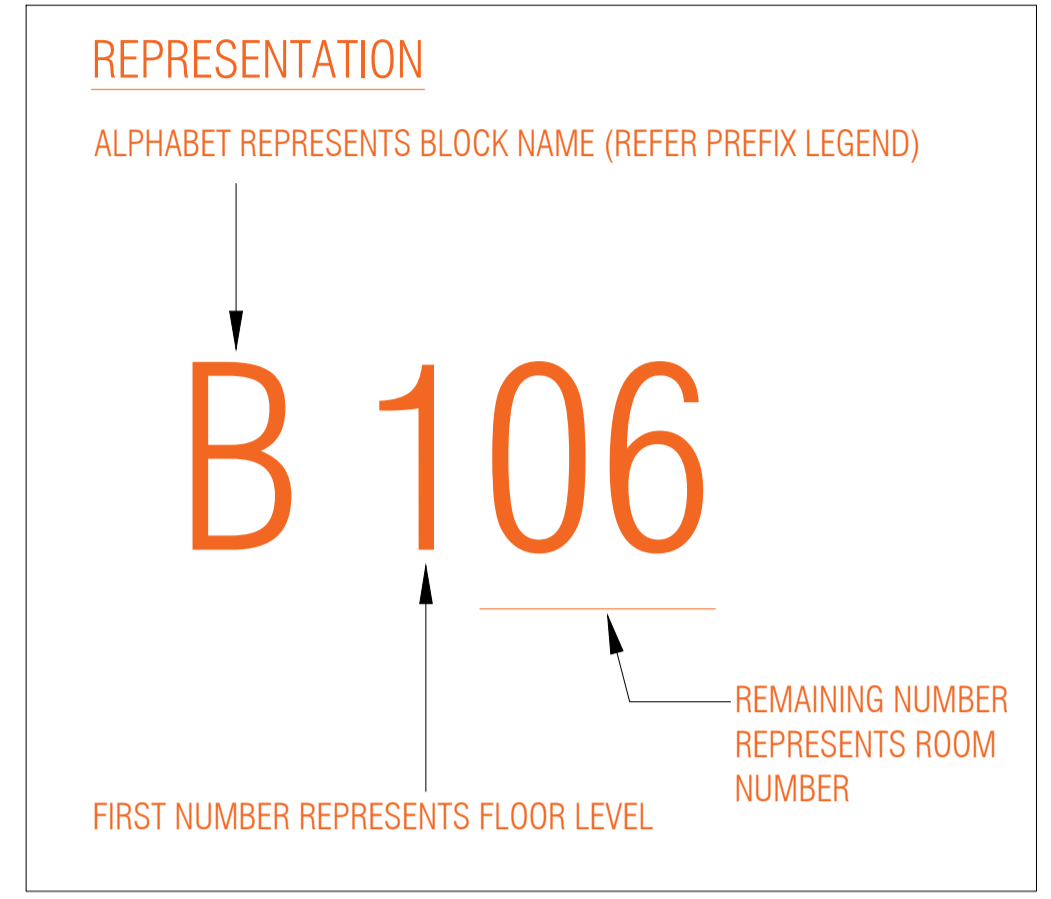
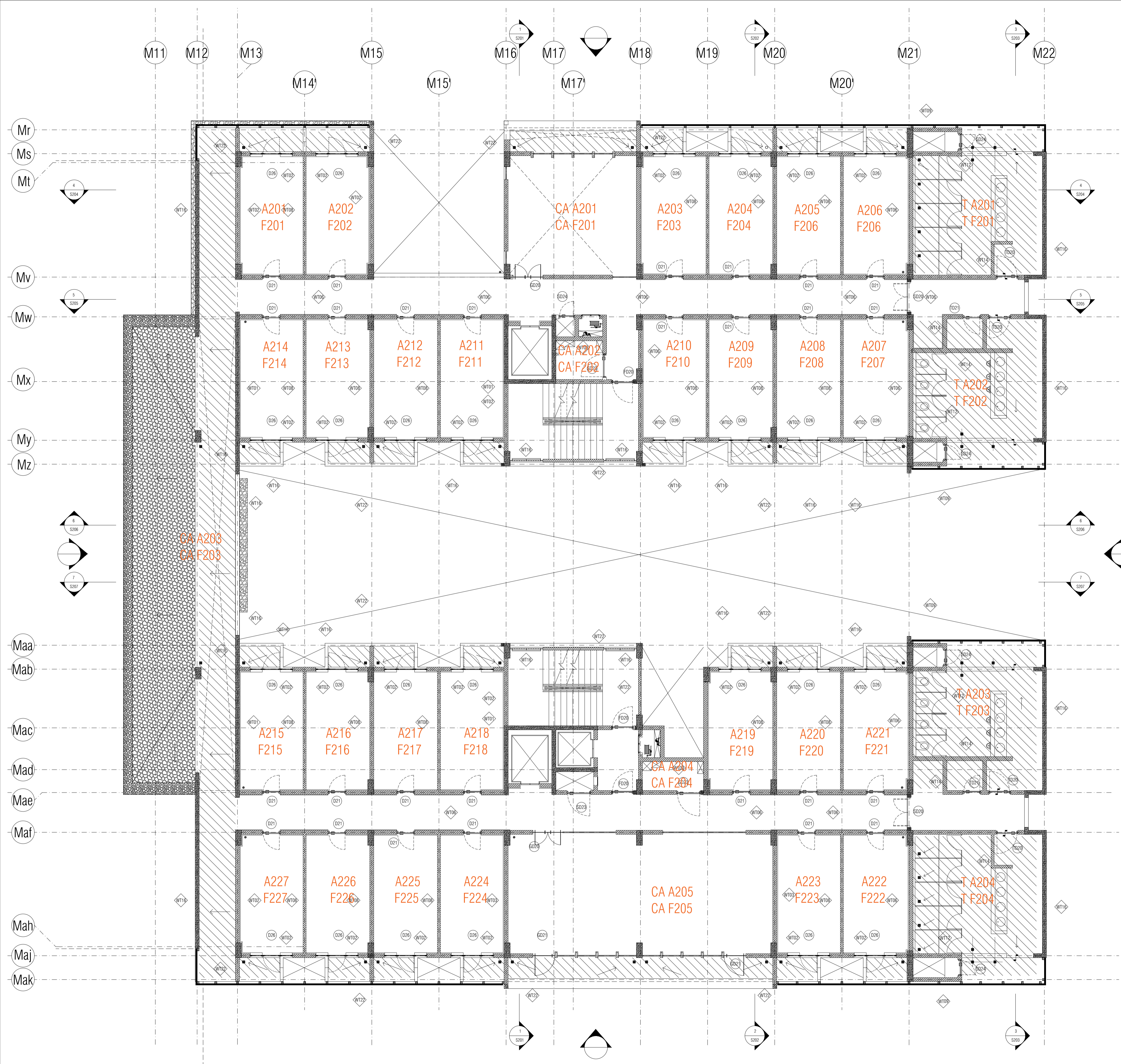
CA FOR COMMON AREAS
ie CA G 001 - represents common area 01 for ladies hostel at ground floor

ROOM SCHEDULE	
ROOM NUMBER	ROOM NAME
1	ROOM
1A	ROOM FOR DIFFERENTLY ABLED
2	BALCONY
3	CORRIDOR
4A	TOILET BLOCK WASH
4B	TOILET BLOCK WC
4C	TOILET BLOCK DIFFERENTLY ABLED
5	COMMON AREA/LOUNGE: DOUBLE HT
6	FIRE TOWER
7	SERVICES
8	DRINKING WATER
9	JANITORS ROOM
10	ENTRANCE (PHASE I)
11	ENTRANCE FOYER
12	SECURITY POST (PHASE II)
13	WARDENS OFFICE (PHASE II)
13A	WARDENS OFFICE TOILET (PHASE II)
14	ELECTRICAL ROOM
15	UPS ROOM
16	FIRE COMMAND CENTRE
17	STORE ROOM
18	CYCLE PARKING
19	COMMON TOILET
20	OPEN TO SKY COURT
21	GROUND FLOOR COURT PASSAGE
22	FIRE TENDER DRIVEWAY
23	BRIDGE
24	TV ROOM
25	GYM
26	TT/GAMES ROOM
27	SOLAR SERVICES ROOM
28	TERRACE

FIRST FLOOR PLAN
SCALE: 1:100

NOTES / REMARKS	ALL DRAWINGS TO BE CO-RELATED TO OTHER DWGS. DOCUMENTS, TENDER/SPECIFICATION, INCLUDING OTHER CONSULTANTS, SUPPLIERS, MANUFACTURERS BEFORE EXECUTION. ANY DISCREPANCY/AMBIGUITY TO BE BROUGHT TO ARCHITECTS NOTICE IN WRITING, REASONABLY IN ADVANCE.	ISSUE & REVISIONS	Issued to	Date	Revision	Issued For	No. of Copies		
			CLIENT & CONTRACTOR	17.11.2021	RD	INFORMATION	SOFT/COPY-EMAIL		
			<input type="checkbox"/> CLIENT COPY <input type="checkbox"/> SITE COPY <input type="checkbox"/> CONSULTANT COPY <input type="checkbox"/> CONTRACTOR COPY <input type="checkbox"/> OFFICE COPY <input type="checkbox"/> ORIGINAL COPY		OFFICE SEAL	STRUCTURAL : PATANKAR CONSULTANTS PVT LTD. ARUP INDIA PVT LTD MEP, FIRE LIGHTING & SUSTAINABILITY : McD BERL PVT LTD LANDSCAPE : INTEGRATED DESIGN AUDIO VISUAL & ACOUSTIC : MMG ACOUSTICAL CONSULTANTS KITCHEN/BOH : CKP HOSPITALITY CONSULTANTS GRAPHICS : G.S. & P.M.C :	ARCHITECTS PARADIGM <small>No. 26, 4th B Cross Rd, Koramangala Industrial Layout, Koramangala, Bangalore Karnataka 560095 PH: 080 2553 6190 E-MAIL: mail@architectureparadigm.com</small>	Client : MNLU Site : NAGPUR Block : UNDERGRADUATION DOUBLE OCCUPANCY HOSTEL Project Phase : PHASE 1 Title : WORKING DRAWINGS	DATE : 17/11/2021 DRAWN : FALGUNI CND BY : FALGUNI DWG TITLE : FIRST FLOOR PLAN-Nomenclature DWG NO : MNLU/AR/BLK M&P/P/104-Nom Version/Revision : V001/R000





ROOM SCHEDULE	
ROOM NUMBER	ROOM NAME
1	ROOM
1A	ROOM FOR DIFFERENTLY ABLED
2	BALCONY
3	CORRIDOR
4A	TOILET BLOCK WASH
4B	TOILET BLOCK WC
4C	TOILET BLOCK DIFFERENTLY ABLED
5	COMMON AREA/LOUNGE: DOUBLE HT
6	FIRE TOWER
7	SERVICES
8	DRINKING WATER
9	JANITORS ROOM
10	ENTRANCE (PHASE I)
11	ENTRANCE (PHASE II)
12	SECURITY POST (PHASE I)
13	WARDENS OFFICE (PHASE I)
13A	WARDENS OFFICE TOILET (PHASE I)
14	ELECTRICAL ROOM
15	UPS ROOM
16	FIRE COMMAND CENTRE
17	STORE ROOM
18	CYCLE PARKING
19	COMMON TOILET
20	OPEN TO SKY COURT
21	GROUND FLOOR COURT PASSAGE
22	FIRE TENDER DRIVEWAY
23	BRIDGE
24	TV ROOM
25	GYM
26	TT/GAMES ROOM
27	SOLAR SERVICES ROOM
28	TERRACE

PREFIX OF:
A,B,C,D,E - REPRESENTS BOYS' HOSTEL
ie A 001 - represents boys hostel room no 01

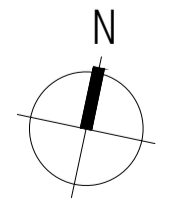
F,G,H,J,K - REPRESENTS LADIES' HOSTEL
ie G 311 - represents ladies hostel room no 11 on third floor

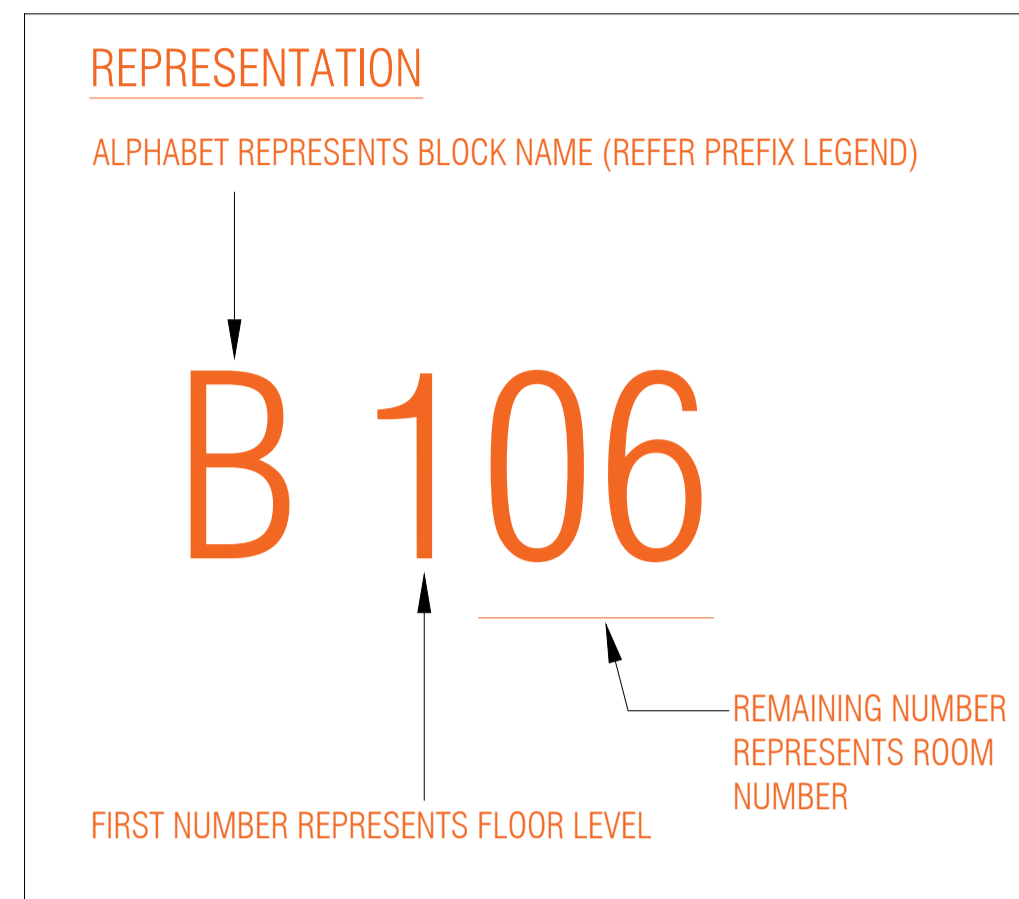
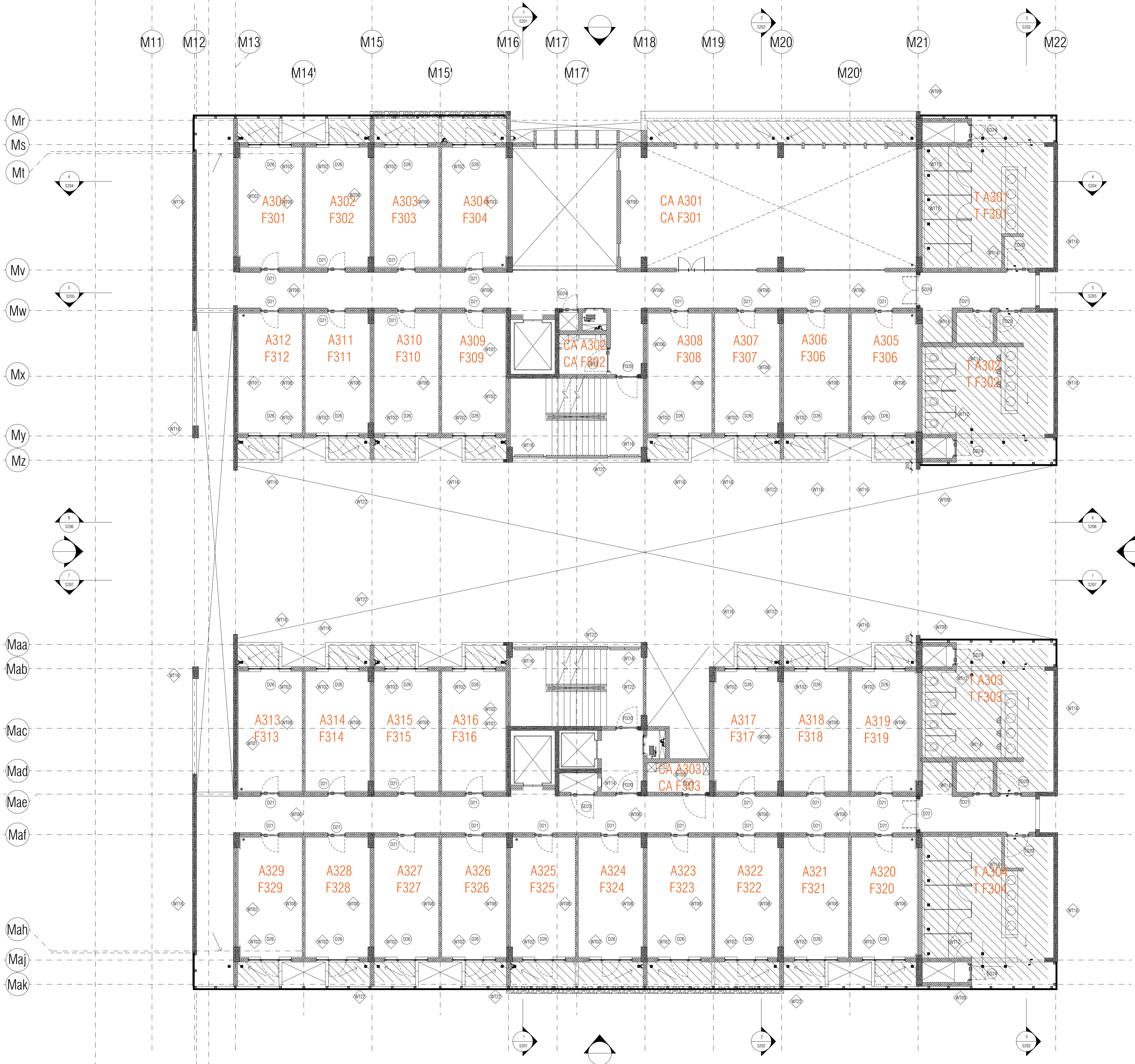
T represents toilets ie T B 301 - represents first toilet on Third floor in Boys hostel

CA FOR COMMON AREAS
ie CA G 001 - represents common area 01 for ladies hostel at ground floor

SECOND FLOOR PLAN
SCALE 1:100

NOTES / REMARKS	ALL DRAWINGS TO BE CO-RELATED TO OTHER DWGS.DOCUMENTS.TENDER/SPECIFICATION, INCLUDING OTHER CONSULTANTS.SUPPLIERS, MANUFACTURERS BEFORE EXECUTION. ANY DISCREPANCY/AMBIGUITY TO BE BROUGHT TO ARCHITECTS NOTICE IN WRITING, REASONABLY IN ADVANCE.	ISSUE & REVISIONS	Issued to	Date	Revision	Issued For	No. of Copies	
			CLIENT & CONTRACTOR	17.11.2021	R0	INFORMATION	SOFTCOPY-EMAIL	
			<input type="checkbox"/> CLIENT COPY <input type="checkbox"/> SITE COPY <input type="checkbox"/> CONSULTANT COPY <input type="checkbox"/> CONTRACTOR COPY <input type="checkbox"/> OFFICE COPY <input type="checkbox"/> ORIGINAL COPY		OFFICE SEAL		STRUCTURAL : PATANKAR CONSULTANTS PVT LTD. ARUP INDIA PVT LTD MEP.FIRE LIGHTING &SUSTAINABILITY : McD BERL PVT LTD LANDSCAPE : INTEGRATED DESIGN AUDIO VISUAL & ACOUSTIC : MMG ACOUSTICAL CONSULTANTS KITCHEN/BOH : CKP HOSPITALITY CONSULTANTS GRAPHICS : G.S. & P.M.C :	
		ARCHITECTS PARADIGM <small>No. 26, 4th B Cross Rd, Koramangala Industrial Layout, Koramangala, Bangalore Karnataka 560095 PH: 080 2553 6190 E-MAIL: mail@architectureparadigm.com</small>		INSTITUTION Client : MNLU Site : NAGPUR Block : UNDERGRADUATION DOUBLE OCCUPANCY HOSTEL Project Phase: PHASE 1 Title : WORKING DRAWINGS <small>ALL THE DIMENSIONS IN MILLIMETER (MM) DO NOT SCALE THE DRAWING. FOLLOW THE DIMENSIONS MENTIONED. ALL DIMENSIONS TO BE CHECKED AT SITE. DO NOT USE THE DRAWING FOR ANY OTHER PURPOSE THAN IT IS MEANT FOR</small>		ARCHITECTURE DATE : 17/11/2021 DRAWN : FALGUNI CND BY : FALGUNI DWG TITLE : SECOND FLOOR PLAN-Nomenclature DWG NO : MNLU/AR/BLK M&P/P/105-Nom Version/Revision : V001/R000		





ROOM SCHEDULE	
ROOM NUMBER	ROOM NAME
1	ROOM
1A	ROOM FOR DIFFERENTLY ABLED
2	BALCONY
3	CORRIDOR
4A	TOILET BLOCK WASH
4B	TOILET BLOCK WC
4C	TOILET BLOCK DIFFERENTLY ABLED
5	COMMON AREA/LOUNGE: DOUBLE HT
6	FIRE TOWER
7	SERVICES
8	DRINKING WATER
9	JANITORS ROOM
10	ENTRANCE (PHASE I)
11	ENTRANCE FOYER
12	SECURITY POST (PHASE II)
13	WARDENS OFFICE (PHASE II)
13A	WARDENS OFFICE TOILET (PHASE II)
14	ELECTRICAL ROOM
15	UPS ROOM
16	FIRE COMMAND CENTRE
17	STORE ROOM
18	CYCLE PARKING
19	COMMON TOILET
20	OPEN TO SKY COURT
21	GROUND FLOOR COURT PASSAGE
22	FIRE TENDER DRIVEWAY
23	BRIDGE
24	TV ROOM
25	GYM
26	TT/GAMES ROOM
27	SOLAR SERVICES ROOM
28	TERRACE

PREFIX OF:
A,B,C,D,E - REPRESENTS BOYS' HOSTEL
ie A 001 - represents boys hostel room no 01

F,G,H,J,K - REPRESENTS LADIES' HOSTEL
ie G 311 - represents ladies hostel room no 11 on third floor

T represents toilets ie T B 301 - represents first toilet on Third floor in Boys hostel

CA FOR COMMON AREAS
ie CA G 001 - represents common area 01 for ladies hostel at ground floor

THIRD FLOOR PLAN
SCALE 1:100

NOTES / REMARKS

ALL DRAWINGS TO BE CO-RELATED TO OTHER DWGS.DOCUMENTS.TENDER/SPECIFICATION, INCLUDING OTHER CONSULTANTS.SUPPLIERS, MANUFACTURERS BEFORE EXECUTION. ANY DISCREPANCY/AMBIGUITY TO BE BROUGHT TO ARCHITECTS NOTICE IN WRITING, REASONABLY IN ADVANCE.

ISSUE & REVISIONS

Issued to	Date	Revision	Issued For	No. of Copies
CLIENT & CONTRACTOR	17.11.2021	R0	INFORMATION	SOFT/COPY-EMAIL

- CLIENT COPY
- SITE COPY
- CONSULTANT COPY
- CONTRACTOR COPY
- OFFICE COPY
- ORIGINAL COPY

OFFICE SEAL

STRUCTURAL : PATANKAR CONSULTANTS PVT LTD.
ARUP INDIA PVT LTD

LANDSCAPE : INTEGRATED DESIGN

AUDIO VISUAL & ACOUSTIC : MMG ACOUSTICAL CONSULTANTS

KITCHEN/BOH : CKP HOSPITALITY CONSULTANTS

GRAPHICS : CKP HOSPITALITY CONSULTANTS

G.S. & P.M.C :

ARCHITECTS
PARADIGM

No. 26, 4th B Cross Rd,
Koramangala Industrial Layout, Koramangala,
Bangalore Karnataka 560095
PH : 080 2553 6190
E - MAIL : mail@architectureparadigm.com

Client : MNLU
Site : NAGPUR
Block : UNDERGRADUATION DOUBLE OCCUPANCY HOSTEL
Project Phase : PHASE 1
Title : WORKING DRAWINGS

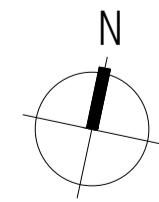
INSTITUTION

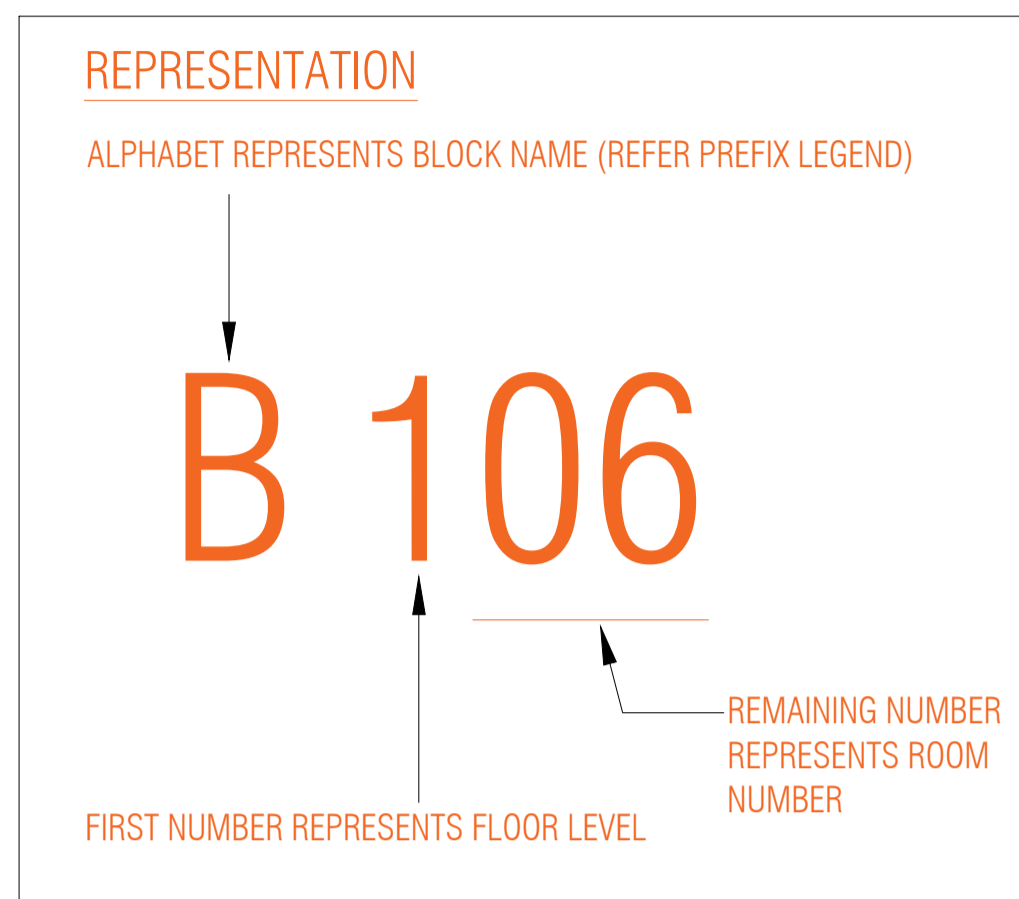
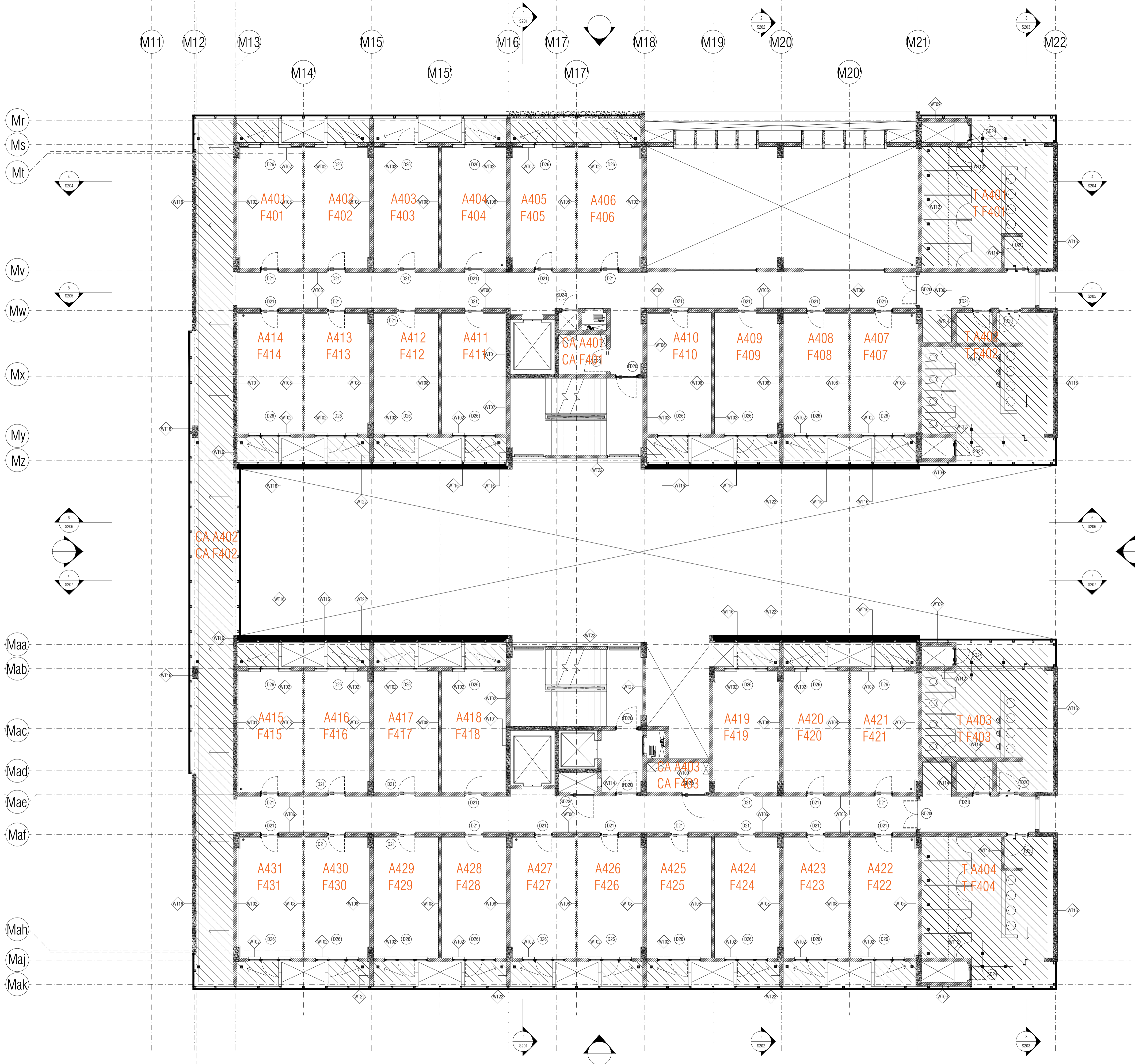
ALL THE DIMENSIONS IN MILLIMETER (MM)
DO NOT SCALE THE DRAWING. FOLLOW THE DIMENSIONS MENTIONED. ALL DIMENSIONS TO BE CHECKED AT SITE. DO NOT USE THE DRAWING FOR ANY OTHER PURPOSE THAN IT IS MEANT FOR

ARCHITECTURE

DATE : 17/11/2021
DRAWN : FALGUNI
CHK BY : FALGUNI
DWG TITLE : THIRD FLOOR PLAN-Nomenclature
DWG NO : MNLU/AR/BLK M&P/P/106-Nom
Version/Revision : V01/R000

scale: 1:100





ROOM SCHEDULE	
ROOM NUMBER	ROOM NAME
1	ROOM
1A	ROOM FOR DIFFERENTLY ABLED
2	BALCONY
3	CORRIDOR
4A	TOILET BLOCK WASH
4B	TOILET BLOCK WC
4C	TOILET BLOCK DIFFERENTLY ABLED
5	COMMON AREA/LOUNGE: DOUBLE HT
6	FIRE TOWER
7	SERVICES
8	DRINKING WATER
9	JANITORS ROOM
10	ENTRANCE (PHASE I)
11	ENTRANCE POYER
12	SECURITY POST (PHASE II)
13	WARDENS OFFICE (PHASE II)
13A	WARDENS OFFICE TOILET (PHASE II)
14	ELECTRICAL ROOM
15	UPS ROOM
16	FIRE COMMAND CENTRE
17	STORE ROOM
18	CYCLE PARKING
19	COMMON TOILET
20	OPEN TO SKY COURT
21	GROUND FLOOR COURT PASSAGE
22	FIRE TENDER DRIVEWAY
23	BRIDGE
24	TV ROOM
25	GYM
26	TT/GAMES ROOM
27	SOLAR SERVICES ROOM
28	TERRACE

PREFIX OF:

A,B,C,D,E - REPRESENTS BOYS' HOSTEL
ie A 001 - represents boys hostel room no 01

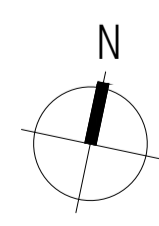
F,G,H,J,K - REPRESENTS LADIES' HOSTEL
ie G 311 - represents ladies hostel room no 11 on third floor

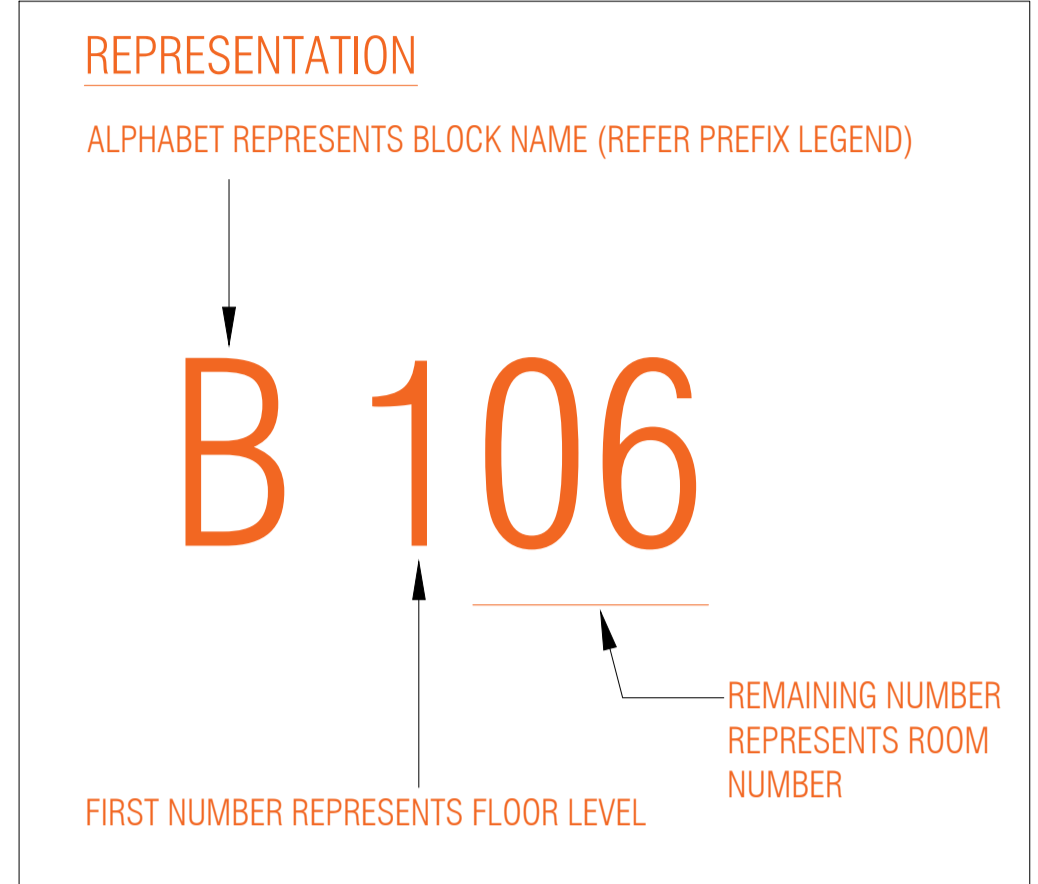
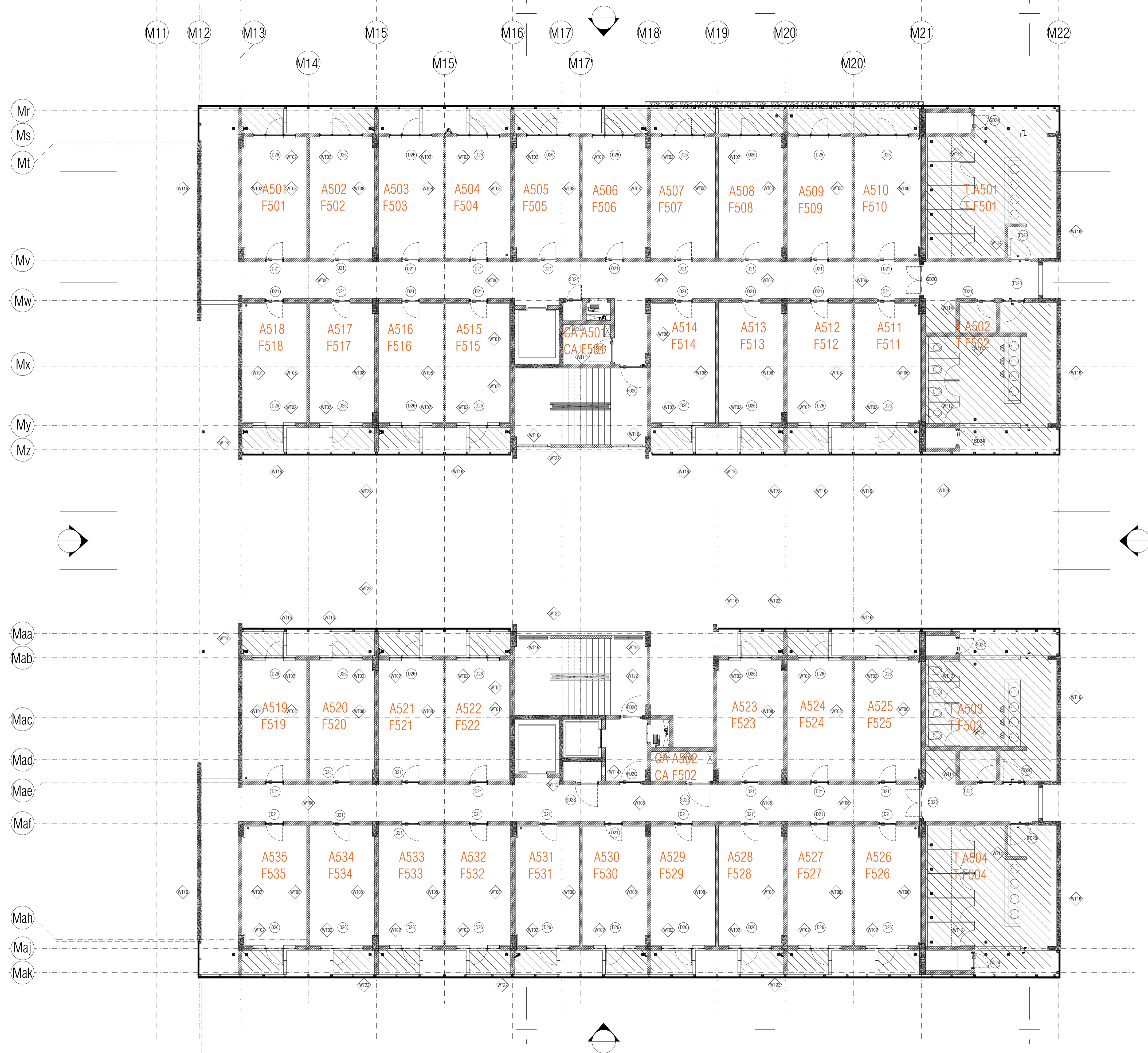
T represents toilets ie T B 301 - represents first toilet on Third floor in Boys hostel

CA FOR COMMON AREAS
ie CA G 001 - represents common area 01 for ladies hostel at ground floor

BLOCK M: FOURTH FLOOR PLAN @ +285.10 FFL
SCALE 1:100

NOTES / REMARKS	ALL DRAWINGS TO BE CO-RELATED TO OTHER DWGS. DOCUMENTS, TENDER/SPECIFICATION, INCLUDING OTHER CONSULTANTS, SUPPLIERS, MANUFACTURERS BEFORE EXECUTION. ANY DISCREPANCY/AMBIGUITY TO BE BROUGHT TO ARCHITECTS NOTICE IN WRITING, REASONABLY IN ADVANCE.	ISSUE & REVISIONS	Issued to	Date	Revision	Issued For	No. of Copies	
			CLIENT & CONTRACTOR	17.11.2021	RD	INFORMATION	SOFT COPY-EMAIL	
			<input type="checkbox"/> CLIENT COPY <input type="checkbox"/> SITE COPY <input type="checkbox"/> CONSULTANT COPY <input type="checkbox"/> CONTRACTOR COPY <input type="checkbox"/> OFFICE COPY <input type="checkbox"/> ORIGINAL COPY		OFFICE SEAL		STRUCTURAL : PATANKAR CONSULTANTS PVT LTD. ARUP INDIA PVT LTD MEP, FIRE LIGHTING & SUSTAINABILITY : MCD BERL PVT LTD LANDSCAPE : INTEGRATED DESIGN AUDIO VISUAL & ACOUSTIC : MMG ACOUSTICAL CONSULTANTS KITCHEN/BOH : CKP HOSPITALITY CONSULTANTS GRAPHICS : G.S. & P.M.C :	
			ARCHITECTS PARADIGM <small>No. 26, 4th B Cross Rd, Koramangala Industrial Layout, Koramangala, Bangalore Karnataka 560095 PH: 080 2553 6190 E-MAIL: mail@architectureparadigm.com</small>		Client : MNLU Site : NAGPUR Block : UNDERGRADUATION DOUBLE OCCUPANCY HOSTEL Project Phase : PHASE 1 Title : WORKING DRAWINGS <small>ALL THE DIMENSIONS IN MILLIMETER (MM) DO NOT SCALE THE DRAWING. FOLLOW THE DIMENSIONS MENTIONED. ALL DIMENSIONS TO BE CHECKED AT SITE. DO NOT USE THE DRAWING FOR ANY OTHER PURPOSE THAN IT IS MEANT FOR</small>		DATE : 17/11/2021 DRAWN BY : FALGUNI CND BY : FALGUNI DWG TITLE : FOURTH FLOOR PLAN-Nomenclature DWG NO : MNLU/AR/BLK M&P/P/107-Nom Version/Revision : V001/R000	





ROOM SCHEDULE	
ROOM NUMBER	ROOM NAME
1	ROOM
1A	ROOM FOR DIFFERENTLY ABLED
2	BALCONY
3	CORRIDOR
4A	TOILET BLOCK WASH
4B	TOILET BLOCK WC
4C	TOILET BLOCK DIFFERENTLY ABLED
5	COMMON AREA/LOUNGE: DOUBLE HT
6	FIRE TOWER
7	SERVICES
8	DRINKING WATER
9	JANITORS ROOM
10	ENTRANCE (PHASE I)
11	ENTRANCE FOYER
12	SECURITY POST(PHASE II)
13	WARDENS-OFFICE(PHASE II)
13A	WARDENS-OFFICE TOILET (PHASE II)
14	ELECTRICAL ROOM
15	UPS ROOM
16	FIRE COMMAND CENTRE
17	STORE ROOM
18	CYCLE PARKING
19	COMMON TOILET
20	OPEN TO SKY COURT
21	GROUND FLOOR COURT PASSAGE
22	FIRE TENDER DRIVEWAY
23	BRIDGE
24	TV ROOM
25	GYM
26	TT/GAMES ROOM
27	SOLAR SERVICES ROOM
28	TERRACE

PREFIX OF:
A,B,C,D,E - REPRESENTS BOYS' HOSTEL
ie A 001 - represents boys hostel room no 01

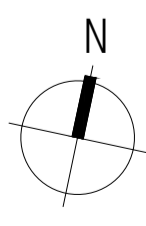
F,G,H,J,K - REPRESENTS LADIES' HOSTEL
ie G 311 - represents ladies hostel room no 11 on third floor

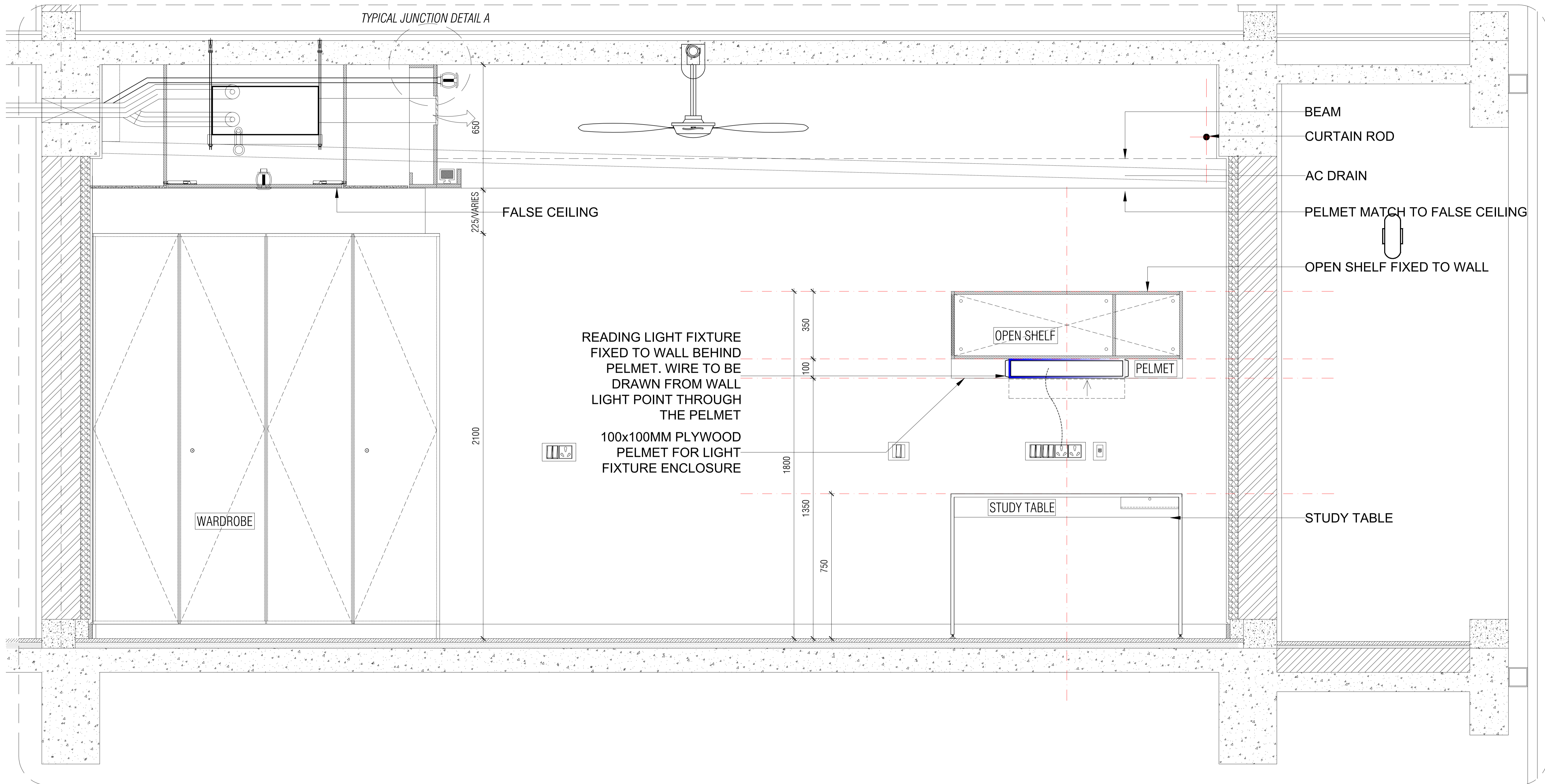
T represents toilets ie T B 301 - represents first toilet on Third floor in Boys hostel

CA FOR COMMON AREAS
ie CA G 001 - represents common area 01 for ladies hostel at ground floor

FIFTH FLOOR PLAN
SCALE 1:100

NOTES / REMARKS	ALL DRAWINGS TO BE CO-RELATED TO OTHER DWGS.DOCUMENTS.TENDER/SPECIFICATION, INCLUDING OTHER CONSULTANTS,SUPPLIERS, MANUFACTURERS BEFORE EXECUTION. ANY DISCREPANCY/AMBIGUITY TO BE BROUGHT TO ARCHITECTS NOTICE IN WRITING, REASONABLY IN ADVANCE.	ISSUE & REVISIONS	CLIENT & CONTRACTOR	17.11.2021	RD	INFORMATION	SOFTCOPY-EMAIL
					<input type="checkbox"/> CLIENT COPY <input type="checkbox"/> SITE COPY <input type="checkbox"/> CONSULTANT COPY <input type="checkbox"/> CONTRACTOR COPY <input type="checkbox"/> OFFICE COPY <input type="checkbox"/> ORIGINAL COPY		
		OFFICE SEAL		STRUCTURAL : PATANKAR CONSULTANTS PVT LTD. ARUP INDIA PVT LTD		ARCHITECTS : ARCHITECTURE PARADIGM	
				MEP,FIRE LIGHTING &SUSTAINABILITY : Mcd BERL PVT LTD		Client : MNLU	
				LANDSCAPE : INTEGRATED DESIGN		Site : NAGPUR	
				AUDIO VISUAL & ACOUSTIC : MMG ACOUSTICAL CONSULTANTS		Block : UNDERGRADUATION DOUBLE OCCUPANCY HOSTEL	
				GRAPHICS : CKP HOSPITALITY CONSULTANTS		Project Phase : PHASE 1	
				G.S. & P.M.C :		Title : WORKING DRAWINGS	
						Date : 17/11/2021	
						DRAWN : FALGUNI	
						CKD BY : FALGUNI	
						DWG TITLE : FIFTH FLOOR PLAN-Nomenclature	
						DWS NO : MNLU/AR/BLK M&P/P/108-Norm	
						Version/Revision : V001/R000	





TYPICAL ROOM ELEVATION
SCALE 1:20

NOTES / REMARKS

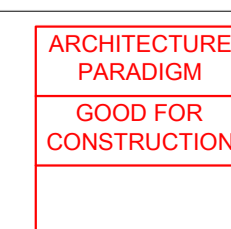
ALL DRAWINGS TO BE CO-RELATED TO OTHER DWGS. DOCUMENTS, TENDER/SPECIFICATION, INCLUDING OTHER CONSULTANTS, SUPPLIERS, MANUFACTURERS BEFORE EXECUTION. ANY DISCREPANCY/AMBIGUITY TO BE BROUGHT TO ARCHITECTS NOTICE IN WRITING, REASONABLY IN ADVANCE.

ISSUE & REVISIONS

Issued to	Date	Revision	Issued For	No. of Copies

- CLIENT COPY
- SITE COPY
- CONSULTANT COPY
- CONTRACTOR COPY
- OFFICE COPY
- ORIGINAL COPY

OFFICE SEAL



STRUCTURAL : PATANKAR CONSULTANTS PVT LTD.
ARUP INDIA PVT LTD
MEP, FIRE LIGHTING & SUSTAINABILITY : McD BERL PVT LTD
LANDSCAPE : INTEGRATED DESIGN
AUDIO VISUAL & ACOUSTIC : MMG ACOUSTICAL CONSULTANTS
KITCHEN/BOH : CKP HOSPITALITY CONSULTANTS
G.S. & P.M.C. :

ARCHITECTS
**ARCHITECTURE
PARADIGM**
No. 26, 4th B Cross Rd,
Koramangala Industrial Layout, Koramangala,
Bangalore Karnataka 560095
PH : 098 2553 6350
E - MAIL : mail@architectureparadigm.com

Client : MNLU
Site : NAGPUR
Block : BLOCK M&P - UNDERGRADUATION DOUBLE OCCUPANCY HOSTEL
Project Phase : PHASE 1
Title : ID DRAWINGS
INSTITUTION : MNLU
ALL THE DIMENSIONS IN MILLIMETER (MM)
DO NOT SCALE THE DRAWING. FOLLOW THE DIMENSIONS MENTIONED. ALL DIMENSIONS TO BE CHECKED AT SITE. DO NOT USE THE DRAWING FOR ANY OTHER PURPOSE THAN IT IS MEANT FOR

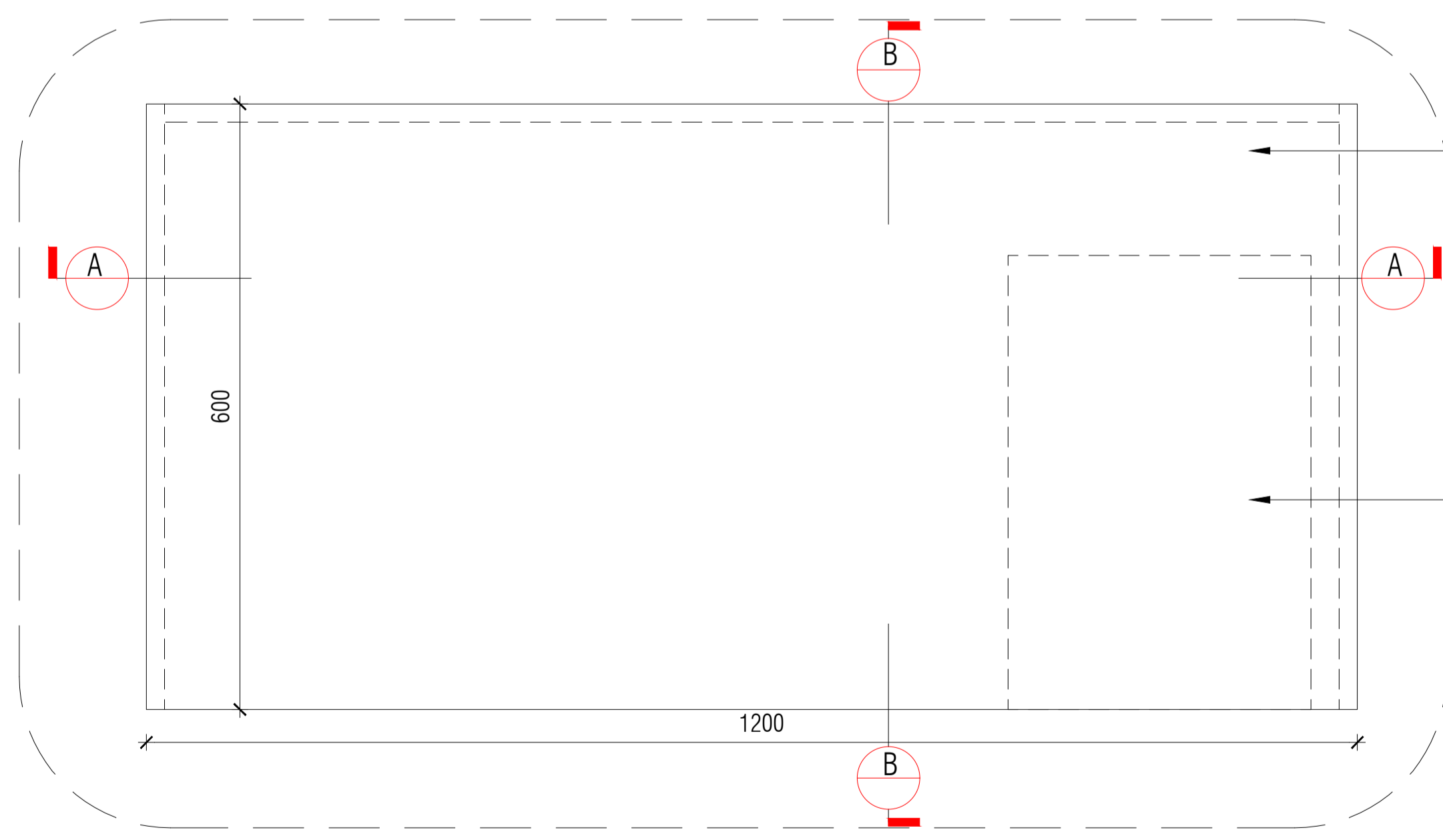
DATE : 02.05.2022
DRAWN : NISHA
CHK BY : PRAJWAL
DWG TITLE : TYPICAL ROOM ELEVATION
DWG NO : MNLU/ID/BLKM-P/WD/M-109 A
Version/Revision : V001/R000

PLYWOOD: BWP IS:710 E0/E1, CALIBERATED
 1. GREENPLY
 2. KORINDO
 3. MERINO
 ADHESIVE : D3 GRADE WHITE ADHESIVE, REHAU OR PIDILITE MAKE

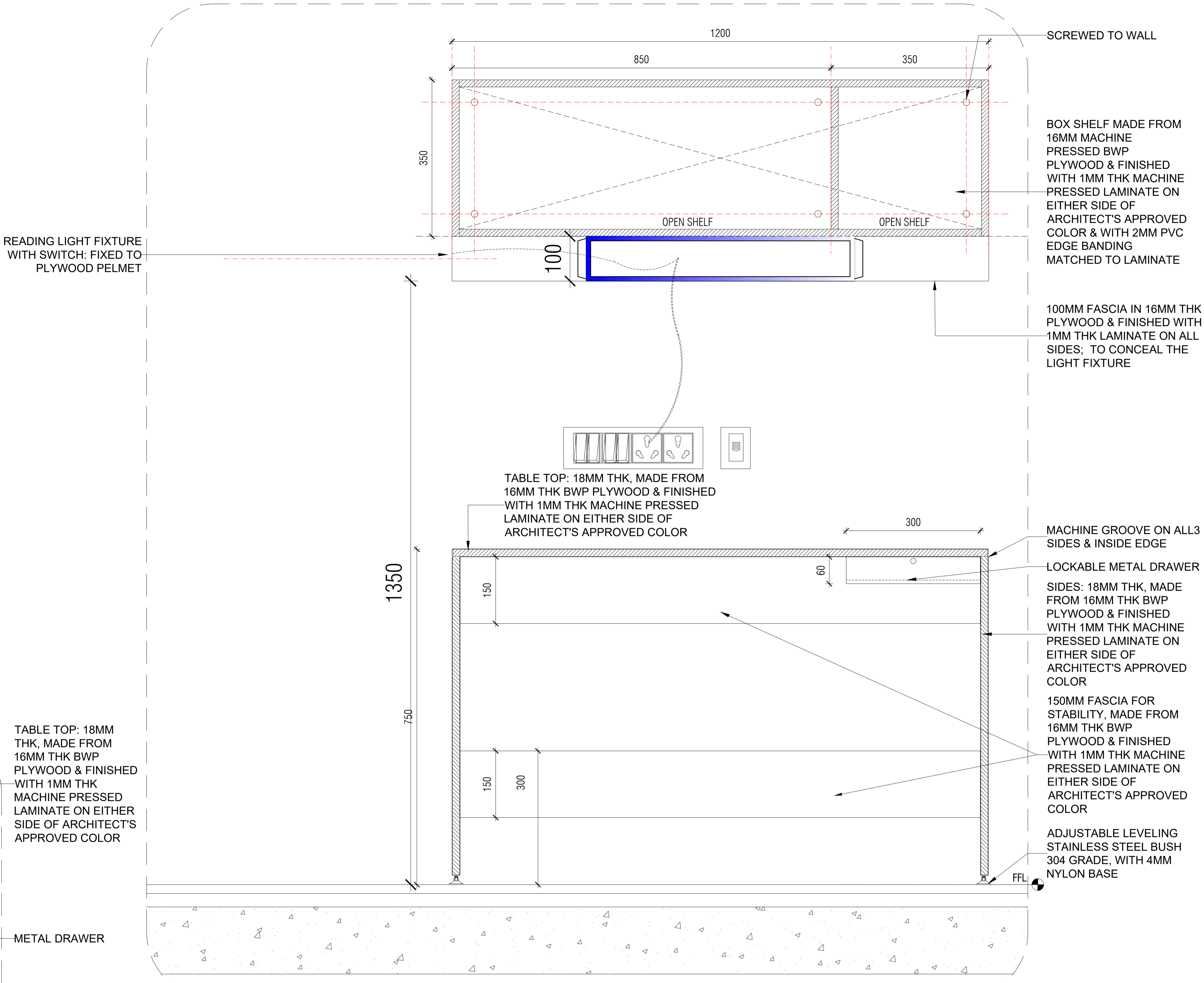
LAMINATE SELECTION:
 SHUTTERS, FILLERS, FASCIA: OUTSIDE +INSIDE
 1) MERINO: WARM GREY 21029 OR
 2) CENTURY: WARM GREY 226

EDGE BAND SELECTION:
 1) REHAU MAKE

DRAWER SOFT CLOSE TELESCOPIC CHANNEL: 40KG CAPACITY
 HAFELE: Art. no. 420.55.903 ; SIDE MOUNTED, BALL BEARING RUNNERS 400MM,
 HETTICH: ITEM CODE KA 4532/400 ;SIDE MOUNTED, BALL BEARING RUNNERS ; 400MM LENGTH



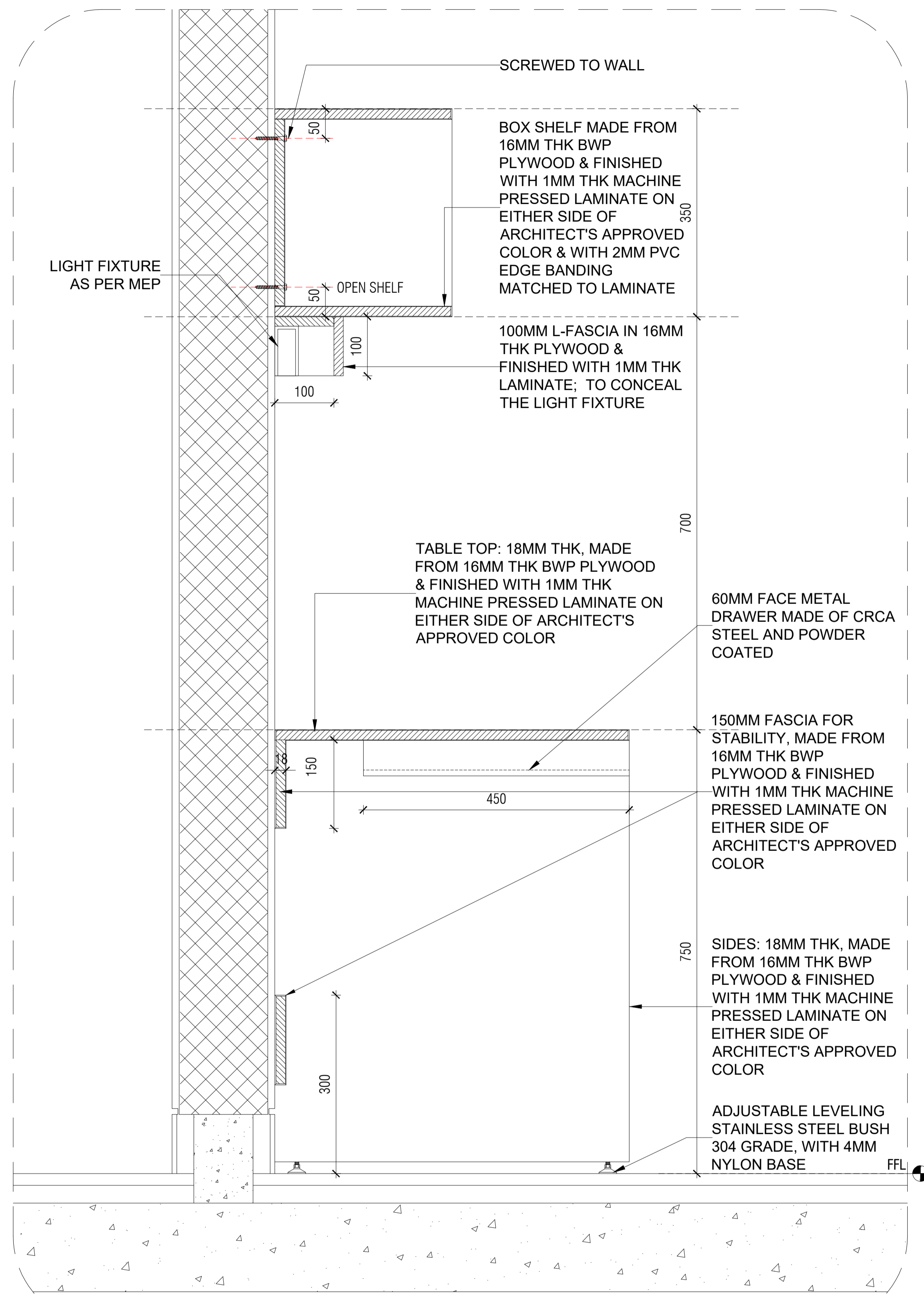
TYPICAL ROOM STUDY TABLE: PLAN
 SCALE 1:10



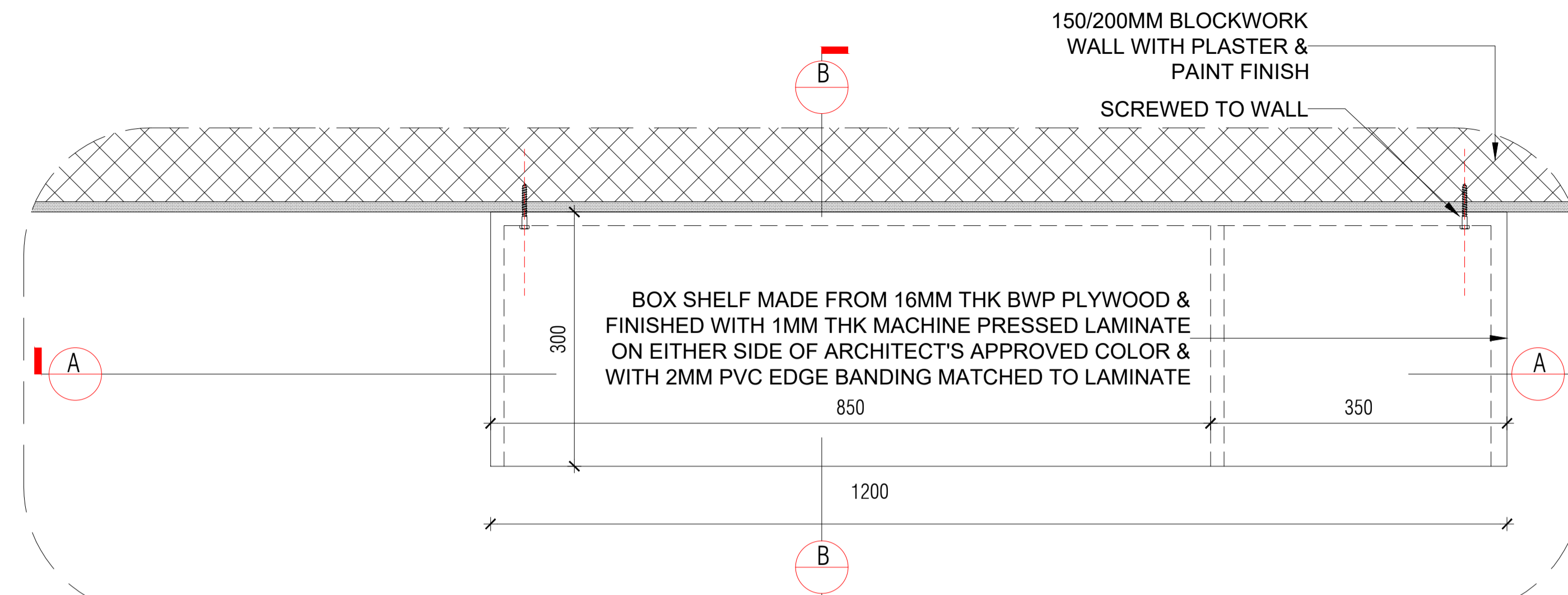
LAMINATE SELECTION:
 TABLE TOP+SIDE PANELS+SHELF
 ARCHITECT PREFERRED:

1) MERINO: WARM GREY 21029 OR
 2) CENTURY: WARM GREY 226

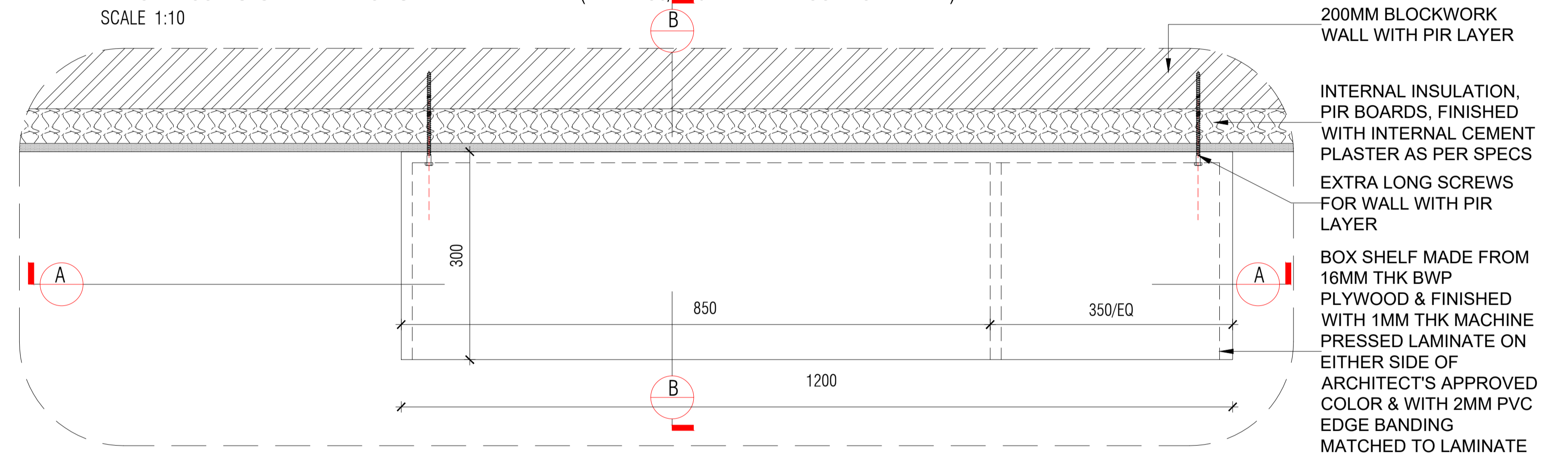
NOTES / REMARKS	ALL DRAWINGS TO BE CO-RELATED TO OTHER DWGS.DOCUMENTS.TENDER/SPECIFICATION, INCLUDING OTHER CONSULTANTS,SUPPLIERS, MANUFACTURERS BEFORE EXECUTION. ANY DISCREPANCY/AMBIGUITY TO BE BROUGHT TO ARCHITECTS NOTICE IN WRITING, REASONABLY IN ADVANCE.	ISSUE & REVISIONS	Issued to	Date	Revision	Issued For	No. of Copies
CLIENT COPY	SITE COPY	CONSULTANT COPY	CONTRACTOR COPY	OFFICE COPY	ORIGINAL COPY	OFFICE SEAL	
						<div style="border: 1px solid red; padding: 2px; display: inline-block;"> ARCHITECTURE PARADIGM GOOD FOR CONSTRUCTION </div>	
STRUCTURAL : PATANKAR CONSULTANTS PVT LTD, ARUP INDIA PVT LTD		LANDSCAPE : INTEGRATED DESIGN		AUDIO VISUAL & ACOUSTIC : MMG ACOUSTICAL CONSULTANTS		GRAPHICS : CKP HOSPITALITY CONSULTANTS	
MEP FIRE LIGHTING &SUSTAINABILITY: McD BERL PVT LTD		Q.S. & P.M.C :		ARCHITECTS ARCHITECTURE PARADIGM		No. 26, 4th B Cross Rd, Koramangala Industrial Layout, Koramangala, Bangalore Karnataka 560095 PH : 080 2553 6150 E - MAIL : mail@architectureparadigm.com	
Client : MNLU		Site : NAGPUR		Block : BLOCK M&P -UNDERGRADUATION DOUBLE OCCUPANCY HOSTEL		Project Phase: PHASE 1	
Title : ID DRAWINGS		INSTITUTION		ARCHITECTURE		DATE : 02.05.2022 DRAWN : NISHA scale: 1:20 CND BY : PRAJWAL DWG TITLE: TYPICAL ROOM STUDY TABLE DETAILS (1 OF 3) DWG NO : MNLU/ID/BLKM-P/WD/M-121 Version/Revision : V001/R000	



TYPICAL ROOM STUDY TABLE & SHELF: SECTION B-B
SCALE 1:10



TYPICAL ROOM STUDY TABLE TOP SHELF: PLAN: TYPE1 (WITH 150/200MM THK BLOCKWORK WALL)
SCALE 1:10



TYPICAL ROOM STUDY TABLE TOP SHELF: PLAN: TYPE2 (WITH PIR INSULATION + 200MM THK BLOCKWORK WALL)
SCALE 1:10

LAMINATE SELECTION:
TABLE TOP+SIDE PANELS+SHELF
ARCHITECT PREFERRED:

- MERINO: WARM GREY 21029 OR
- CENTURY: WARM GREY 226

NOTES / REMARKS	ALL DRAWINGS TO BE CO-RELATED TO OTHER DWGS.DOCUMENTS,TENDER/SPECIFICATION, INCLUDING OTHER CONSULTANTS,SUPPLIERS, MANUFACTURERS BEFORE EXECUTION. ANY DISCREPANCY/AMBIGUITY TO BE BROUGHT TO ARCHITECTS NOTICE IN WRITING, REASONABLY IN ADVANCE.	ISSUE & REVISIONS	Issued to	Date	Revision	Issued For	No. of Copies	<input type="checkbox"/> CLIENT COPY <input type="checkbox"/> SITE COPY <input type="checkbox"/> CONSULTANT COPY <input type="checkbox"/> CONTRACTOR COPY <input type="checkbox"/> OFFICE COPY <input type="checkbox"/> ORIGINAL COPY	OFFICE SEAL ARCHITECTURE PARADIGM GOOD FOR CONSTRUCTION	STRUCTURAL : PATANKAR CONSULTANTS PVT.LTD. ARUP INDIA PVT.LTD. MEP,FIRE,LIGHTING &SUSTAINABILITY: McD BERL. PVT.LTD LANDSCAPE : INTEGRATED DESIGN AUDIO VISUAL & ACOUSTIC : MMG ACOUSTICAL CONSULTANTS KITCHEN/BOH : CKP HOSPITALITY CONSULTANTS GRAPHICS : Q.S. & P.M.C :	ARCHITECTS ARCHITECTURE PARADIGM No. 26, 4th B Cross Rd, Koramangala Industrial Layout, Koramangala, Bangalore Karnataka 560095 PH: 080 2553 6190 E-MAIL: mail@architectureparadigm.com	Client : MNLU Site : NAGPUR Block : BLOCK M&P -UNDERGRADUATION DOUBLE OCCUPANCY HOSTEL Project Phase: PHASE 1 Title : ID DRAWINGS ALL THE DIMENSIONS IN MILLIMETER (MM) DO NOT SCALE THE DRAWING. FOLLOW THE DIMENSIONS MENTIONED. ALL DIMENSIONS TO BE CHECKED AT SITE. DO NOT USE THE DRAWING FOR ANY OTHER PURPOSE THAN IT IS MEANT FOR	ARCHITECTURE DATE : 02.05.2022 DRAWN : NISHA scale:1:20 CND BY : PRAJWAL DWG TITLE: TYPICAL ROOM STUDY TABLE DETAILS (2 OF 3) DWG NO : MNLU/ID/BLKM-P/WD/M-121A Version/Revision : V001/R000



SHELF: MADE FROM 16MM THK BWP PLYWOOD & FINISHED WITH 1MM THK MACHINE PRESSED LAMINATE ON EITHER SIDE OF ARCHITECT'S APPROVED COLOR & WITH 2MM PVC EDGE BANDING MATCHED TO LAMINATE COLOR

TABLE TOP: 18MM THK, MADE FROM 16MM THK BWP PLYWOOD & FINISHED WITH 1MM THK MACHINE PRESSED LAMINATE ON EITHER SIDE OF ARCHITECT'S APPROVED COLOR & WITH 2MM PVC EDGE BANDING MATCHED TO LAMINATE COLOR

PELMET FOR WALL LIGHT FIXTURE & READING LIGHT

PELMET: MADE FROM 16MM THK BWP PLYWOOD & FINISHED WITH 1MM THK MACHINE PRESSED LAMINATE ON EITHER SIDE OF ARCHITECT'S APPROVED COLOR & WITH 2MM PVC EDGE BANDING MATCHED TO LAMINATE

SHELF: MADE FROM 16MM THK BWP PLYWOOD & FINISHED WITH 1MM THK MACHINE PRESSED LAMINATE ON EITHER SIDE OF ARCHITECT'S APPROVED COLOR & WITH 2MM PVC EDGE BANDING MATCHED TO LAMINATE

TABLE TOP: 18MM THK, MADE FROM 16MM THK BWP PLYWOOD & FINISHED WITH 1MM THK MACHINE PRESSED LAMINATE ON EITHER SIDE OF ARCHITECT'S APPROVED COLOR

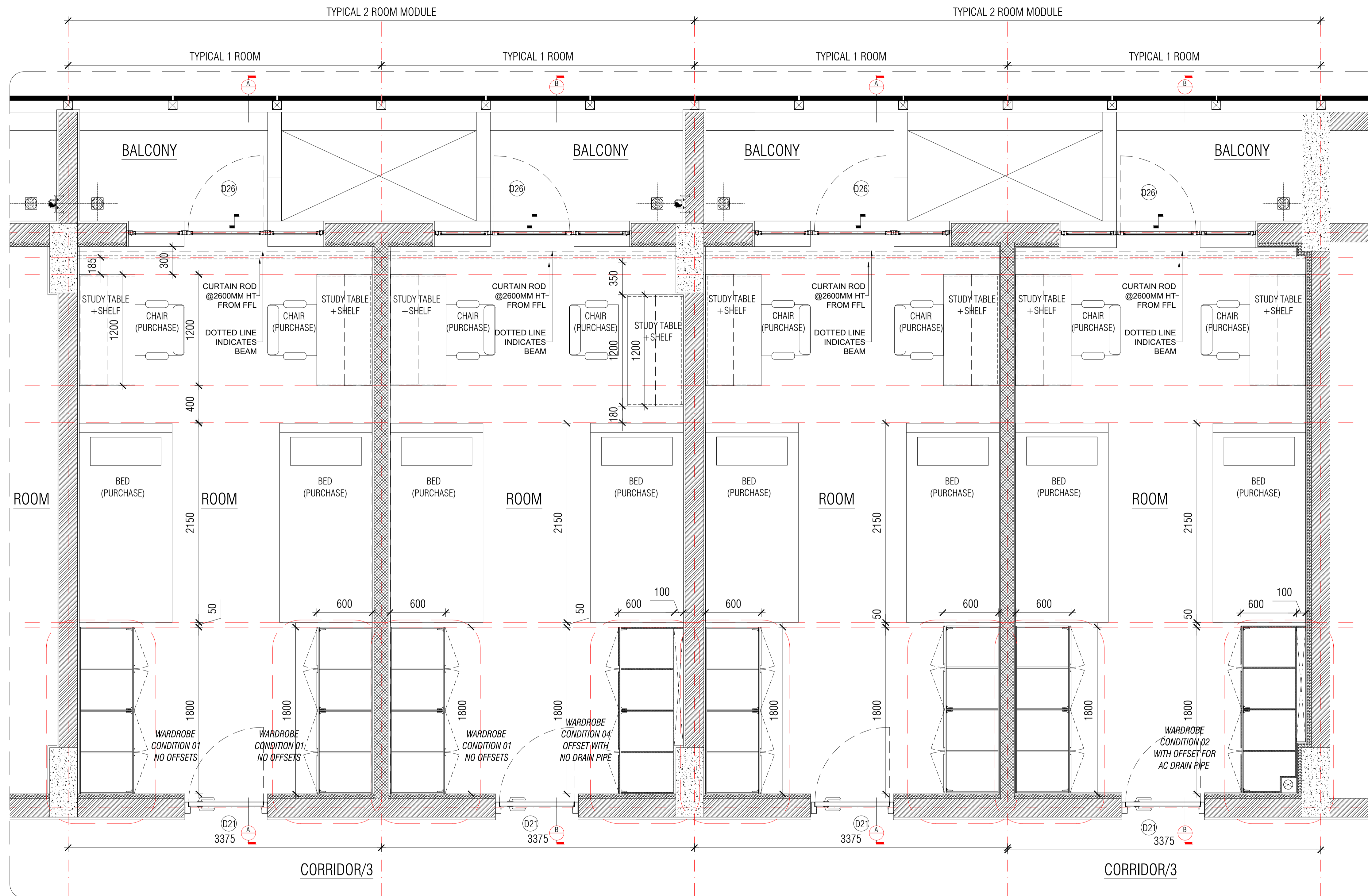
SIDES: 18MM THK, MADE FROM 16MM THK BWP PLYWOOD & FINISHED WITH 1MM THK MACHINE PRESSED LAMINATE ON EITHER SIDE OF ARCHITECT'S APPROVED COLOR

TYPICAL ROOM STUDY TABLE & SHELF VIEW



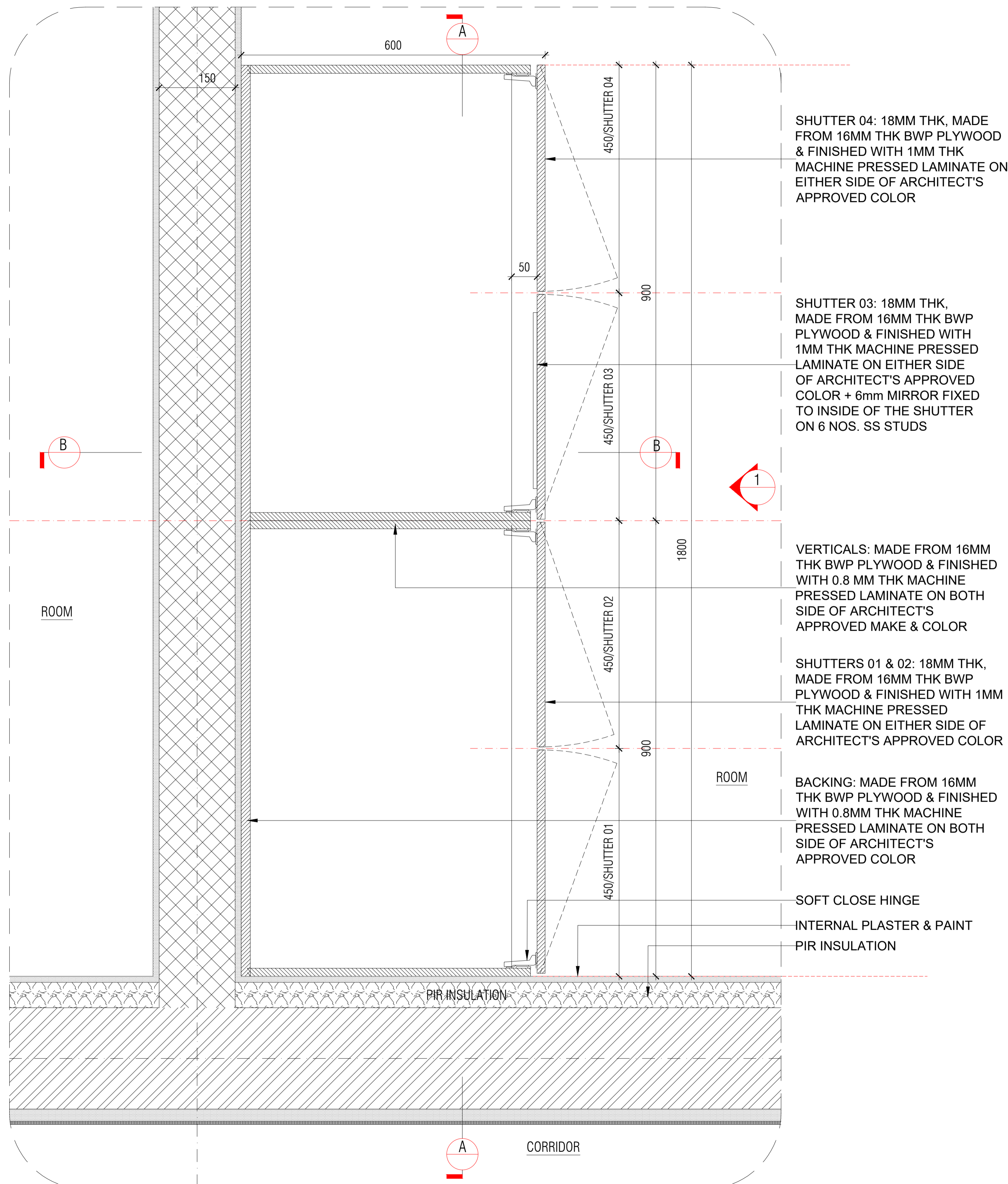
TYPICAL ROOM STUDY TABLE & SHELF VIEW

NOTES / REMARKS 3D Image is for representation only, for all measurements only written dimensions in drawings are to be followed.	ALL DRAWINGS TO BE CO-RELATED TO OTHER DWGS.DOCUMENTS.TENDER/SPECIFICATION, INCLUDING OTHER CONSULTANTS,SUPPLIERS, MANUFACTURERS BEFORE EXECUTION. ANY DISCREPANCY/AMBIGUITY TO BE BROUGHT TO ARCHITECTS NOTICE IN WRITING, REASONABLY IN ADVANCE.	ISSUE & REVISIONS <table border="1"> <thead> <tr> <th>Issued to</th> <th>Date</th> <th>Revision</th> <th>Issued For</th> <th>No. of Copies</th> </tr> </thead> <tbody> <tr><td> </td><td> </td><td> </td><td> </td><td> </td></tr> <tr><td> </td><td> </td><td> </td><td> </td><td> </td></tr> <tr><td> </td><td> </td><td> </td><td> </td><td> </td></tr> <tr><td> </td><td> </td><td> </td><td> </td><td> </td></tr> </tbody> </table>	Issued to	Date	Revision	Issued For	No. of Copies																					<input type="checkbox"/> CLIENT COPY <input type="checkbox"/> SITE COPY <input type="checkbox"/> CONSULTANT COPY <input type="checkbox"/> CONTRACTOR COPY <input type="checkbox"/> OFFICE COPY <input type="checkbox"/> ORIGINAL COPY	OFFICE SEAL <div style="border: 1px solid red; padding: 2px; display: inline-block;"> ARCHITECTURE PARADIGM GOOD FOR CONSTRUCTION </div>	STRUCTURAL : PATANKAR CONSULTANTS PVT LTD. ARUP INDIA PVT LTD MEP,FIRE LIGHTING &SUSTAINABILITY : McD BERL. PVT LTD LANDSCAPE : INTEGRATED DESIGN AUDIO VISUAL & ACOUSTIC : MMG ACOUSTICAL CONSULTANTS KITCHEN/BOH : CKP HOSPITALITY CONSULTANTS GRAPHICS : G.S. & P.M.C :	ARCHITECTS ARCHITECTURE PARADIGM <small>No. 26, 4th B Cross Rd, Koramangala Industrial Layout, Koramangala, Bangalore,Karnataka 560095 PH : 099 2553 6190 E - MAIL : mail@architectureparadigm.com</small>	Client : MNLU Site : NAGPUR Block : BLOCK M&P -UNDERGRADUATION DOUBLE OCCUPANCY HOSTEL Project Phase: PHASE 1 Title : ID DRAWINGS	INSTITUTION ALL THE DIMENSIONS IN MILLIMETER (MM) DO NOT SCALE THE DRAWING. FOLLOW THE DIMENSIONS MENTIONED. ALL DIMENSIONS TO BE CHECKED AT SITE. DO NOT USE THE DRAWING FOR ANY OTHER PURPOSE THAN IT IS MEANT FOR	ARCHITECTURE DATE : 02.05.2022 DRAWN : NISHA scale: 1:20 CND BY : PRAJWAL DWG TITLE: TYPICAL ROOM STUDY TABLE DETAILS (3 OF 3) DWG NO : MNLU/ID/BLKM-P/WD/M-122 Version/Revision : 001/000
			Issued to	Date	Revision	Issued For	No. of Copies																											

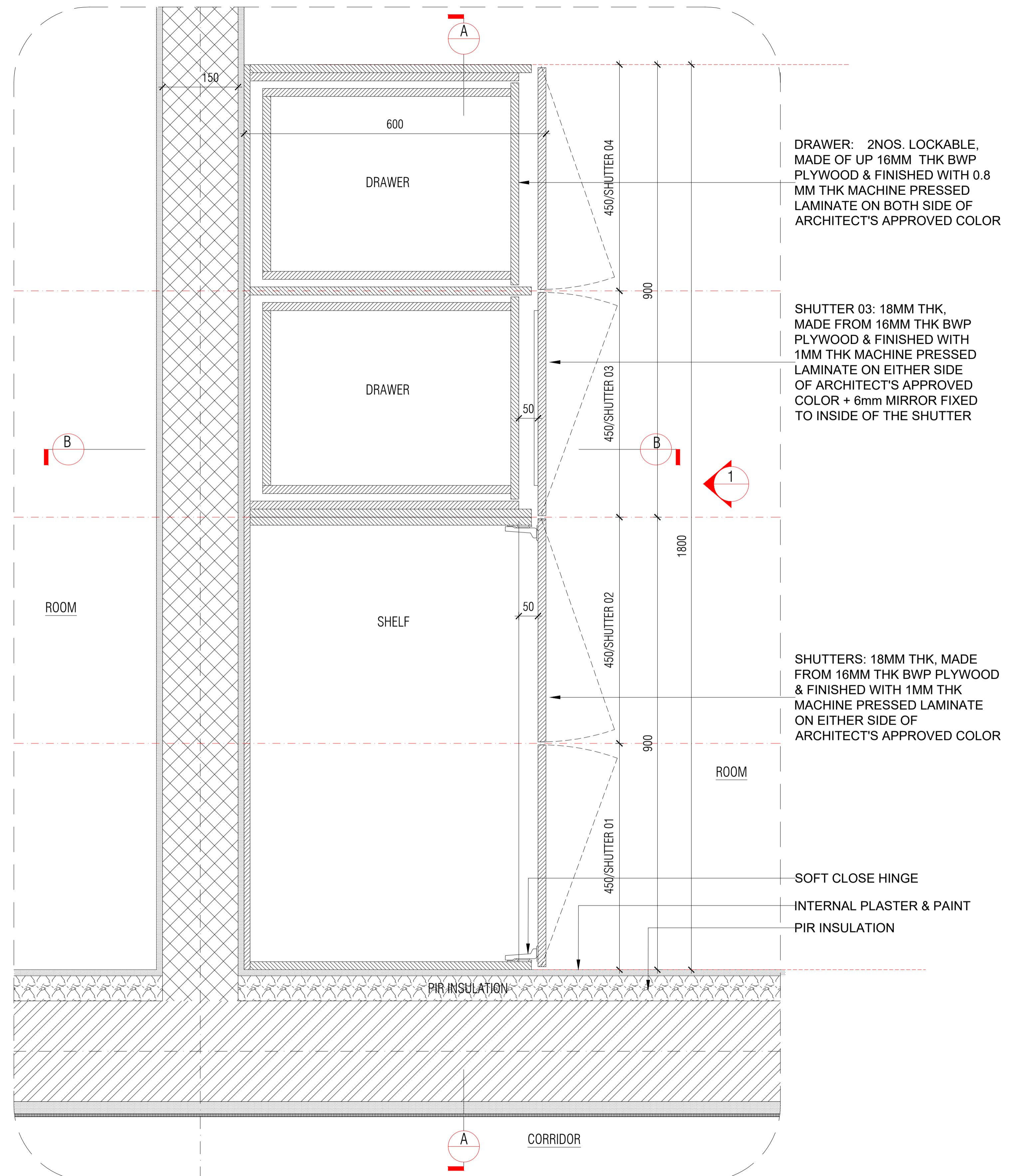


TYPICAL TWO ROOM MODULE: FURNITURE LAYOUT
SCALE 1:50

NOTES / REMARKS THE CONDITIONS AND THUS THE NUMBER PER TYPOLOGY MAY VARY AT SITE AS PER SITE CONDITION.	ALL DRAWINGS TO BE CO-RELATED TO OTHER DWGS. DOCUMENTS, TENDER/SPECIFICATION, INCLUDING OTHER CONSULTANTS, SUPPLIERS, MANUFACTURERS BEFORE EXECUTION. ANY DISCREPANCY/AMBIGUITY TO BE BROUGHT TO ARCHITECTS NOTICE IN WRITING, REASONABLY IN ADVANCE.	ISSUE & REVISIONS <table border="1"> <thead> <tr> <th>Issued to</th> <th>Date</th> <th>Revision</th> <th>Issued For</th> <th>No. of Copies</th> </tr> </thead> <tbody> <tr> <td> </td> <td> </td> <td> </td> <td> </td> <td> </td> </tr> <tr> <td> </td> <td> </td> <td> </td> <td> </td> <td> </td> </tr> <tr> <td> </td> <td> </td> <td> </td> <td> </td> <td> </td> </tr> </tbody> </table>	Issued to	Date	Revision	Issued For	No. of Copies																<input type="checkbox"/> CLIENT COPY <input type="checkbox"/> SITE COPY <input type="checkbox"/> CONSULTANT COPY <input type="checkbox"/> CONTRACTOR COPY <input type="checkbox"/> OFFICE COPY <input type="checkbox"/> ORIGINAL COPY	OFFICE SEAL STRUCTURAL : PATANKAR CONSULTANTS PVT LTD. ARUP INDIA PVT LTD MEP, FIRE LIGHTING & SUSTAINABILITY : McD BERL PVT LTD LANDSCAPE : INTEGRATED DESIGN AUDIO VISUAL & ACOUSTIC : MMG ACOUSTICAL CONSULTANTS KITCHEN/BOH : CKP HOSPITALITY CONSULTANTS GRAPHICS : Q.S. & P.M.C :	ARCHITECTS PARADIGM No. 26, 4th B Cross Rd, Koramangala Industrial Layout, Koramangala, Bangalore Karnataka 560095 Ph : 080 2553 6190 E - MAIL : mail@architectureparadigm.com	Client : MNLU Site : NAGPUR Block : BLOCK M&P - UNDERGRADUATION DOUBLE OCCUPANCY HOSTEL Project Phase : PHASE 1 Title : ID DRAWINGS INSTITUTION : ALL THE DIMENSIONS IN MILLIMETER (MM) DO NOT SCALE THE DRAWING. FOLLOW THE DIMENSIONS MENTIONED. ALL DIMENSIONS TO BE CHECKED AT SITE. DO NOT USE THE DRAWING FOR ANY OTHER PURPOSE THAN IT IS MEANT FOR	ARCHITECTURE DATE : 02/05/2022 DRAWN : NISHA CKD BY : FRAJWAL DWG TITLE : TYPICAL ROOM GENERAL FURNITURE LAYOUTS DWG NO : MNLU/ID/BLKM-P/WD/M-109 Version/Revision : V001/R000
			Issued to	Date	Revision	Issued For	No. of Copies																				
scale : 1:50																											



TYPICAL CONDITION 01: ROOM WARDROBE: PLAN
SCALE 1:10



TYPICAL CONDITION 01: ROOM WARDROBE: PLAN
SCALE 1:10

NOTES / REMARKS

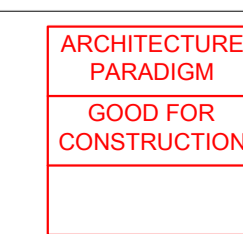
ALL DRAWINGS TO BE CO-RELATED TO OTHER DWGS.DOCUMENTS.TENDER/SPECIFICATION, INCLUDING OTHER CONSULTANTS,SUPPLIERS, MANUFACTURERS BEFORE EXECUTION. ANY DISCREPANCY/AMBIGUITY TO BE BROUGHT TO ARCHITECTS NOTICE IN WRITING, REASONABLY IN ADVANCE.

ISSUE & REVISIONS

Issued to	Date	Revision	Issued For	No. of Copies
CLIENT			GOOD FOR CONSTRUCTION	-

- CLIENT COPY
- SITE COPY
- CONSULTANT COPY
- CONTRACTOR COPY
- OFFICE COPY
- ORIGINAL COPY

OFFICE SEAL



STRUCTURAL

M.P.FIRE LIGHTING &SUSTAINABILITY : McD BERL. PVT LTD
LANDSCAPE : INTEGRATED DESIGN
AUDIO VISUAL & ACOUSTIC : MMG ACOUSTICAL CONSULTANTS
KITCHEN/BOH : CKP HOSPITALITY CONSULTANTS
GRAPHICS :
G.S. & P.M.C :

ARCHITECTS

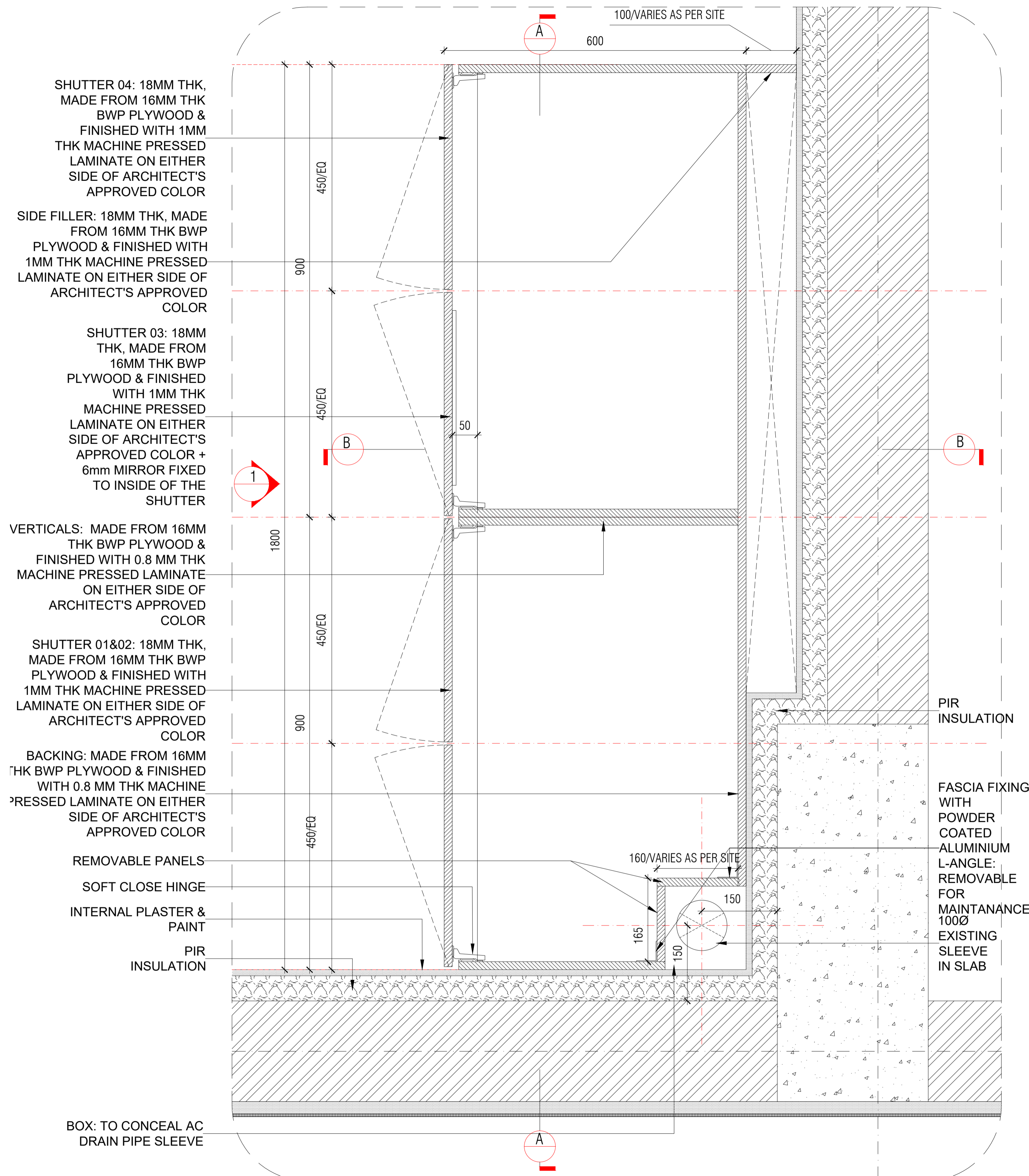
ARCHITECTURE PARADIGM
No. 26, 4th B Cross Rd, Koramangala Industrial Layout, Koramangala, Bangalore Karnataka 560095
PH : 080 2553 6150
E - MAIL : mail@architectureparadigm.com

CLIENT

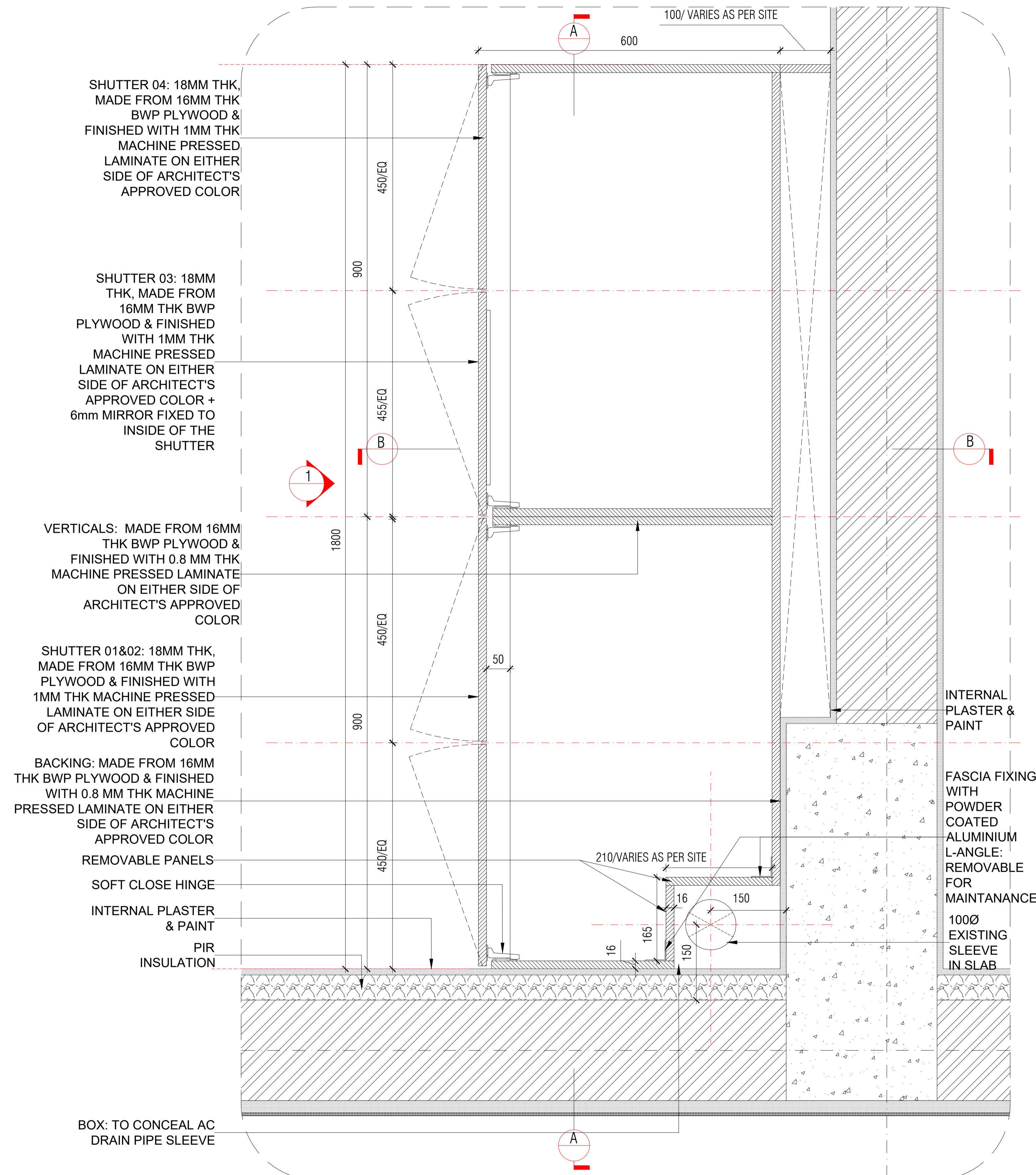
MNLU
NAGPUR
BLOCK M&P -UNDERGRADUATION DOUBLE OCCUPANCY HOSTEL
Project Phase: PHASE 1
Title : ID DRAWINGS
ALL THE DIMENSIONS IN MILLIMETER (MM)
DO NOT SCALE THE DRAWING. FOLLOW THE DIMENSIONS MENTIONED. ALL DIMENSIONS TO BE CHECKED AT SITE. DO NOT USE THE DRAWING FOR ANY OTHER PURPOSE THAN IT IS MEANT FOR

DATE

DATE :
DRAWN : NISHA scale: 1:10
CHK BY : FRAJWA
DWG TITLE: TYPICAL ROOM WARDROBE 01 DETAILS (1 OF 07)
DWG NO : MNLU/ID/BLKM-P/WD/M-113
Version/Revision : V001/R000

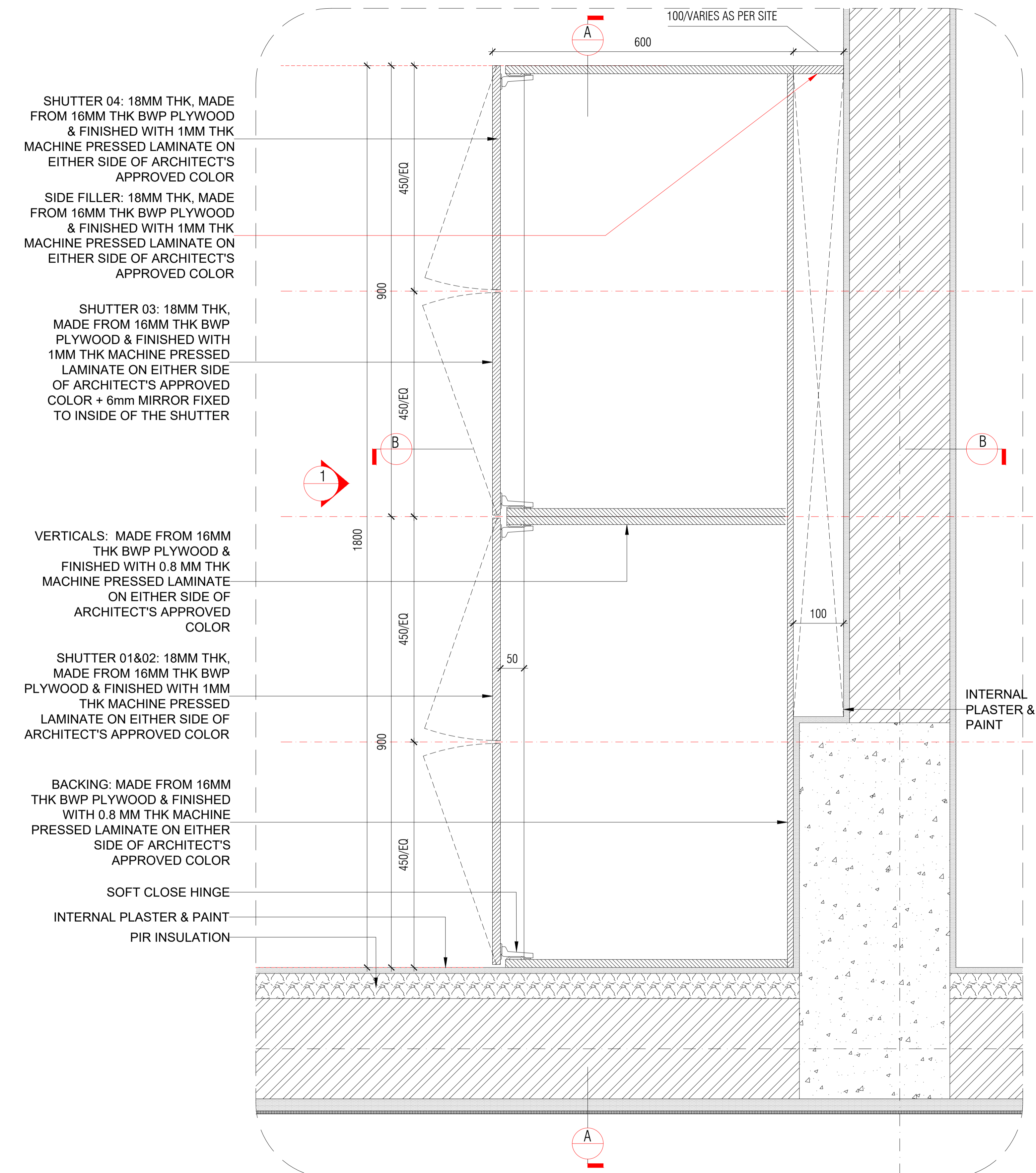


TYPICAL CONDITION 02: ROOM WARDROBE: PLAN (EXTERNAL WALL PIR+PLASTER + AC SLEEVE + COLUMN CONDITION)
SCALE 1:10



TYPICAL CONDITION 03: ROOM WARDROBE: PLAN (CORRIDOR WALL PIR ONLY+PLASTER + AC SLEEVE + COLUMN CONDITION)
SCALE 1:10


NOTES / REMARKS	ALL DRAWINGS TO BE CO-RELATED TO OTHER DWGS.DOCUMENTS.TENDER/SPECIFICATION, INCLUDING OTHER CONSULTANTS,SUPPLIERS, MANUFACTURERS BEFORE EXECUTION. ANY DISCREPANCY/AMBIGUITY TO BE BROUGHT TO ARCHITECTS NOTICE IN WRITING, REASONABLY IN ADVANCE.						Issued to CLIENT Date Revision Issued For GOOD FOR CONSTRUCTION No. of Copies -	<input type="checkbox"/> CLIENT COPY <input type="checkbox"/> SITE COPY <input type="checkbox"/> CONSULTANT COPY <input type="checkbox"/> CONTRACTOR COPY <input type="checkbox"/> OFFICE COPY <input type="checkbox"/> ORIGINAL COPY	OFFICE SEAL ARCHITECTURE PARADIGM GOOD FOR CONSTRUCTION	STRUCTURAL : PATANKAR CONSULTANTS PVT LTD. ARUP INDIA PVT LTD LANDSCAPE : McD BERL PVT LTD INTEGRATED DESIGN AUDIO VISUAL & ACOUSTIC : MMG ACOUSTICAL CONSULTANTS KITCHEN/BOH : CKP HOSPITALITY CONSULTANTS GRAPHICS : Q.S. & P.M.C :	ARCHITECTS PARADIGM No. 26, 4th B Cross Rd, Koramangala Industrial Layout, Koramangala, Bangalore Karnataka 560095 Ph: 080 2553 6350 E-MAIL: mail@architectureparadigm.com	Client : MNLU Site : NAGPUR Block : BLOCK M&P -UNDERGRADUATION DOUBLE OCCUPANCY HOSTEL Project Phase: PHASE 1 Title : ID DRAWINGS	INSTITUTE : ALL THE DIMENSIONS IN MILLIMETER (MM) DO NOT SCALE THE DRAWING. FOLLOW THE DIMENSIONS MENTIONED. ALL DIMENSIONS TO BE CHECKED AT SITE. DO NOT USE THE DRAWING FOR ANY OTHER PURPOSE THAN IT IS MEANT FOR	ARCHITECTURE DATE : DRAWN : NISHA scale:1:10 Ckd BY : FRAJVAL DWG TITLE : TYPICAL ROOM WARDROBE 01 DETAILS (2 OF 07) DWG NO : MNLU/ID/BLKM-P/WD/M-114 Version/Revision : 001/000
	ISSUE & REVISIONS <table border="1"> <tr> <td> </td> <td> </td> <td> </td> <td> </td> <td> </td> <td> </td> </tr> </table>													



TYPICAL CONDITION 04: ROOM WARDROBE: PLAN (EXTERNAL WALL PIR + COLUMN CONDITION)
SCALE 1:10



TYPICAL VIEW OF ROOM WITH WARDROBES

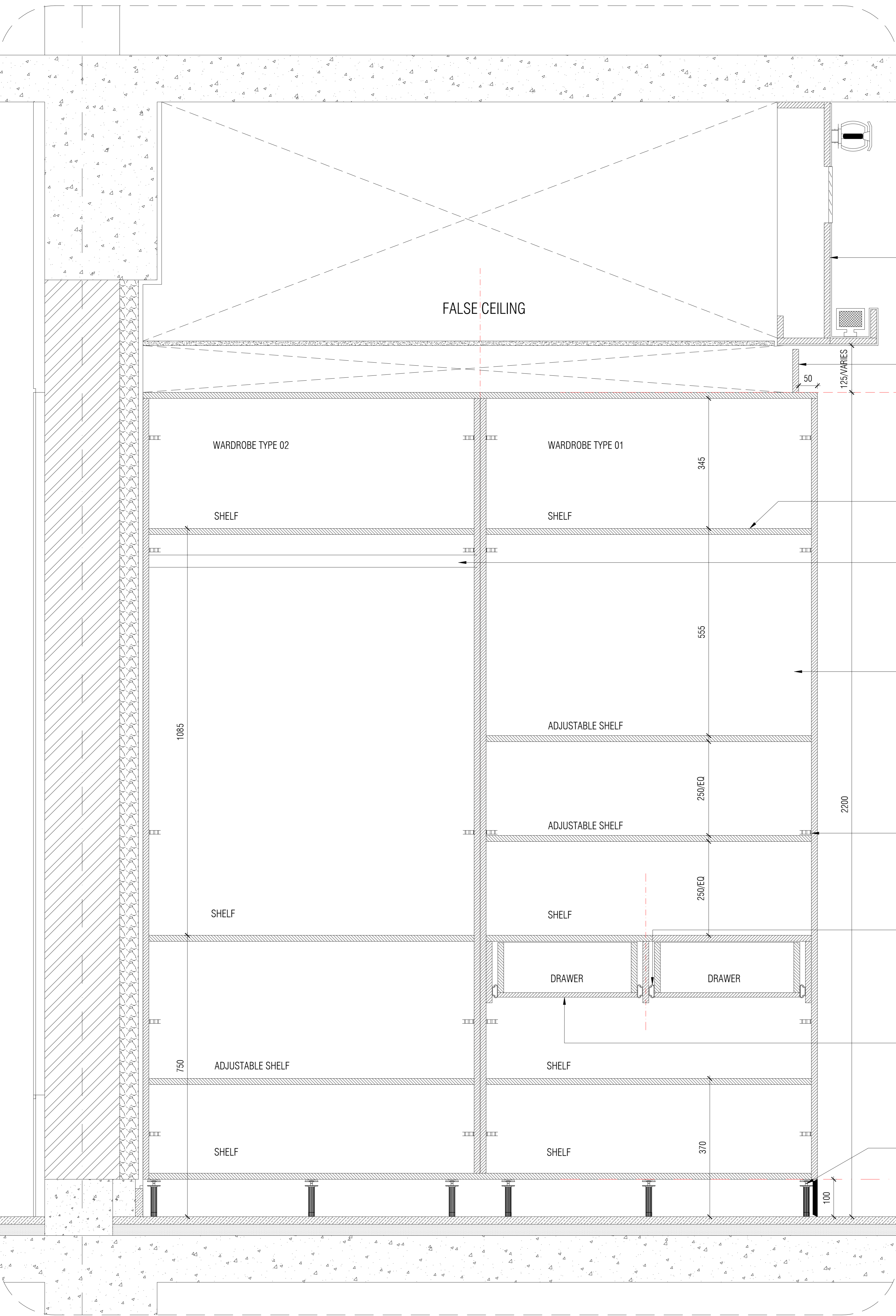


TYPICAL VIEW OF ROOM WITH WARDROBES

LAMINATE SELECTION:
SHUTTER 01,02,03 & 04+FILLER PIECE:
ARCHITECT PREFERRED:

- 1) MERINO: WARM GREY 21029 OR
- 2) CENTURY: WARM GREY 226

NOTES / REMARKS	ALL DRAWINGS TO BE CO-RELATED TO OTHER DWGS.DOCUMENTS.TENDER/SPECIFICATION, INCLUDING OTHER CONSULTANTS,SUPPLIERS, MANUFACTURERS BEFORE EXECUTION. ANY DISCREPANCY/AMBIGUITY TO BE BROUGHT TO ARCHITECT'S NOTICE IN WRITING, REASONABLY IN ADVANCE.	ISSUE & REVISIONS	Issued to	Date	Revision	Issued For	No. of Copies	<input type="checkbox"/> CLIENT COPY <input type="checkbox"/> SITE COPY <input type="checkbox"/> CONSULTANT COPY <input type="checkbox"/> CONTRACTOR COPY <input type="checkbox"/> OFFICE COPY <input type="checkbox"/> ORIGINAL COPY	OFFICE SEAL	STRUCTURAL	: PATANKAR CONSULTANTS PVT LTD. ARUP INDIA PVT LTD	ARCHITECTS	Client : MNLU Site : NAGPUR Block : BLOCK M&P -UNDERGRADUATION DOUBLE OCCUPANCY HOSTEL Project Phase: PHASE 1 Title : ID DRAWINGS	DATE	: NISHA	scale: 1:10
			CLIENT			GOOD FOR CONSTRUCTION	-			MEP,FIRE LIGHTING &SUSTAINABILITY : McD BERL. PVT LTD LANDSCAPE : INTEGRATED DESIGN AUDIO VISUAL & ACOUSTIC : MMG ACOUSTICAL CONSULTANTS KITCHEN/BOH : CKP HOSPITALITY CONSULTANTS GRAPHICS : G.S. & P.M.C :	ARCHITECTURE PARADIGM No. 26, 4th B Cross Rd, Koramangala Industrial Layout, Koramangala, Bangalore,Karnataka 560095 PH : 080 2553 6350 E - MAIL : mail@architectureparadigm.com	INSTITUTION	ALL THE DIMENSIONS IN MILLIMETER (MM) DO NOT SCALE THE DRAWING. FOLLOW THE DIMENSIONS MENTIONED. ALL DIMENSIONS TO BE CHECKED AT SITE. DO NOT USE THE DRAWING FOR ANY OTHER PURPOSE THAN IT IS MEANT FOR	ARCHITECTURE	DRAWN BY : FRAJWA DWG TITLE: TYPICAL ROOM WARDROBE 01 DETAILS (3 OF 07) DWG NO : MNLU/ID/BLKM-P/WD/M-115 Version/Revision : V001/R000	



FALSE CEILING IN GYPSUM & PLYWOOD, AS PER DETAIL

50MM RECESS FASCIA: MADE FROM 16MM THK BWP PLYWOOD & FINISHED WITH 1MM THK MACHINE PRESSED LAMINATE ON EITHER SIDE OF ARCHITECT'S APPROVED COLOR SIZE AS PER SITE CONDITION

SHELVES: MADE OF UP 16MM THK. BWP PLYWOOD & FINISHED WITH 0.8 MM THK. MACHINE PRESSED LAMINATE ON BOTH SIDES OF ARCHITECT'S APPROVED COLOR

SS HANGER ROD

INTERNAL CARCASS: MADE FROM 16MM THK BWP PLYWOOD & FINISHED WITH 0.8MM THK MACHINE PRESSED LAMINATE ON EITHER SIDE OF ARCHITECT'S APPROVED COLOR

SOFT CLOSE HINGE, AS PER SELECTION 05 SET PER WARDROBE, POSITION AS PER SHOP DRAWING

SIDE MOUNTED SOFT CLOSE DRAWER CHANNEL AS PER SELECTION

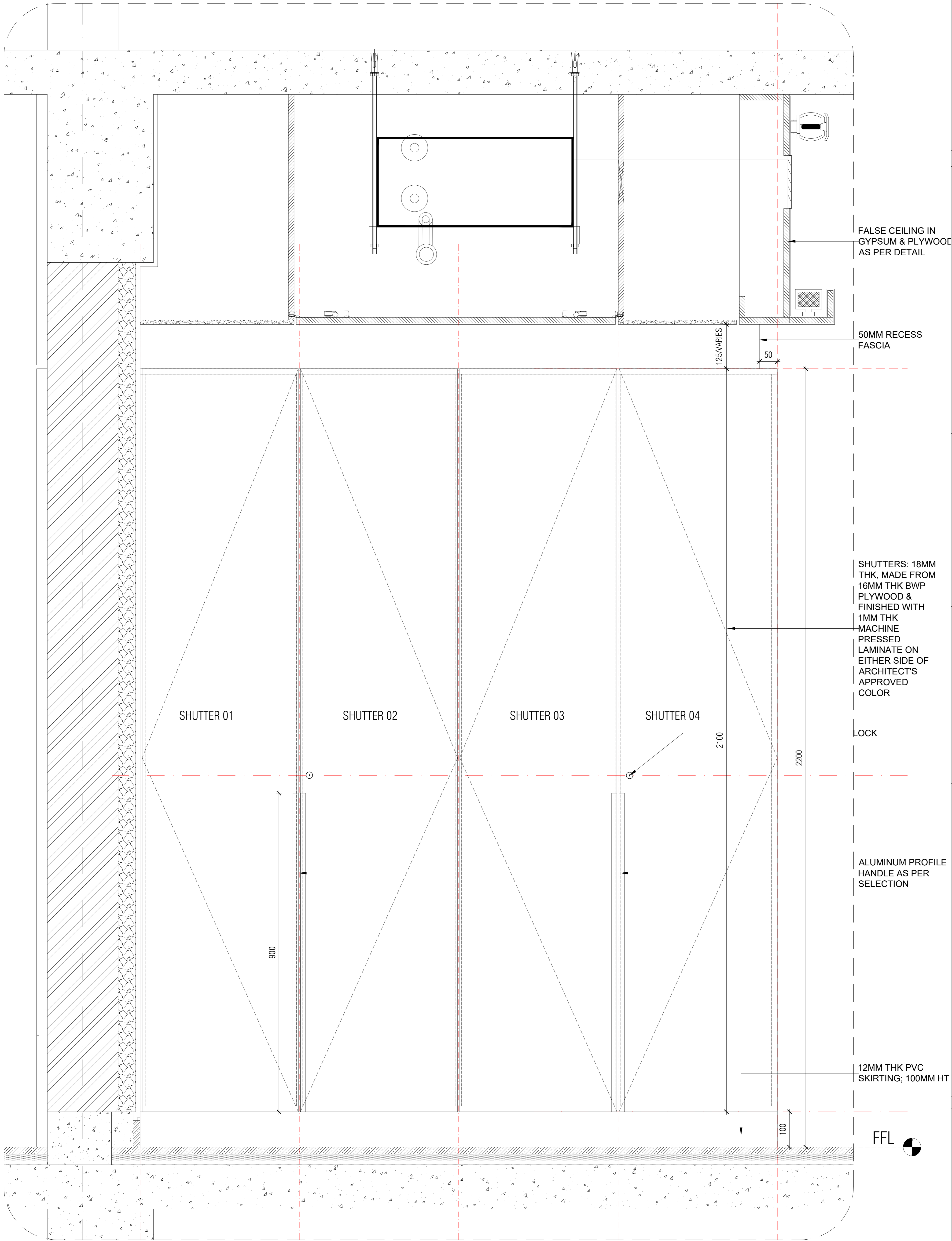
DRAWER: 2NOS. LOCKABLE, MADE OF UP 16MM THK BWP PLYWOOD & FINISHED WITH 0.8 MM THK MACHINE PRESSED LAMINATE ON BOTH SIDE OF ARCHITECT'S APPROVED COLOR

PVC LEG, 06 PER WARDROBE, PVC SKIRTING WITH SKIRTING CLIP

SECTION A-A
 SCALE 1:10



DRAWER SOFT CLOSE TELESCOPIC CHANNEL: 40KG CAPACITY
 HAFELE: ART.NO. 432.02.194 ; SIDE MOUNTED, BALL BEARING RUNNERS 450MM,
 HETTICH: ITEM CODE KA 4532 ;SIDE MOUNTED, BALL BEARING RUNNERS ; 450MM LENGTH



ELEVATION
SCALE 1:10 HANDLE, HINGE, & DRAWER CHANNEL SELECTION:

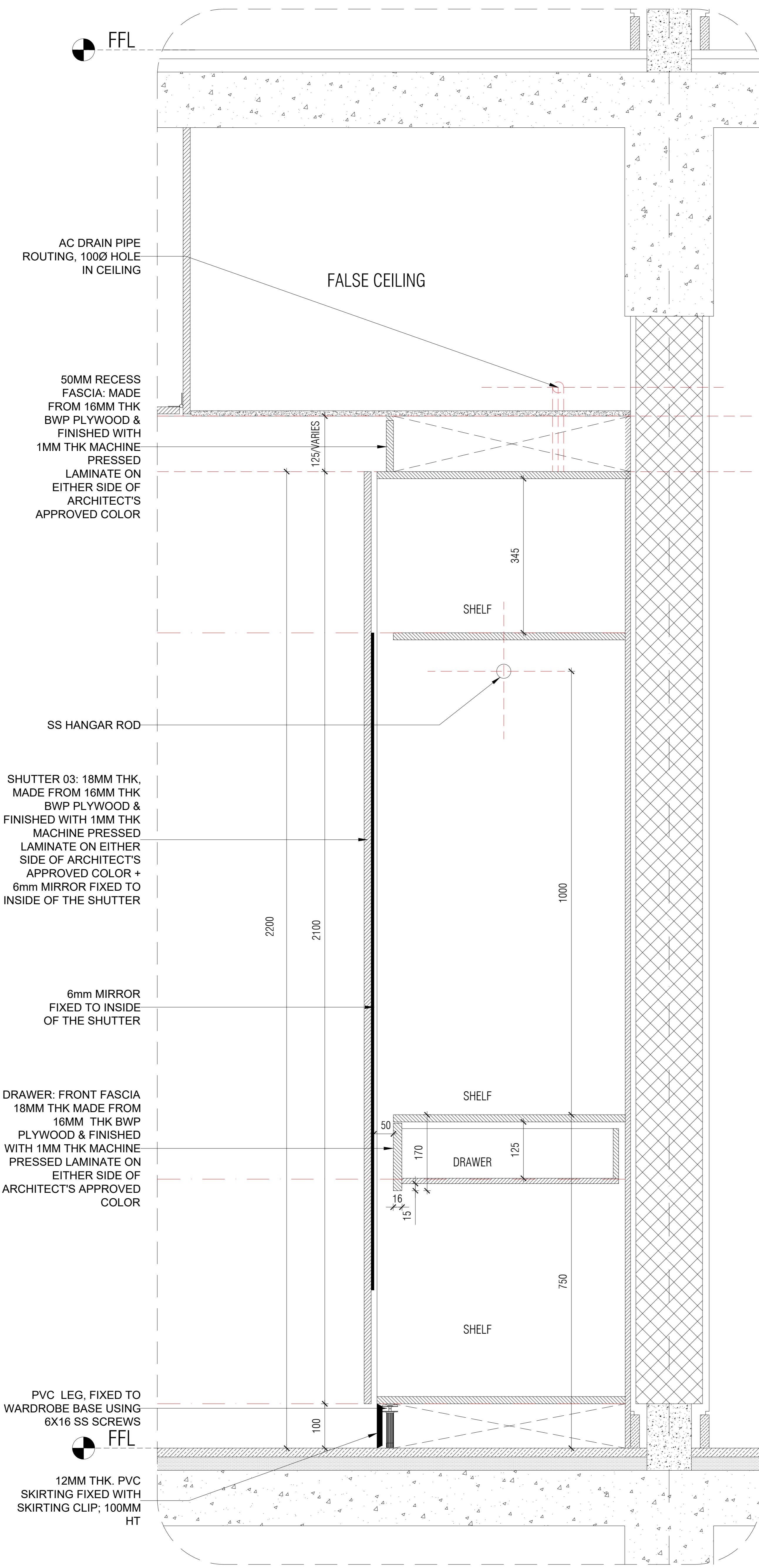


SHUTTER DOOR STIFFNER
HAFELE: KIT STRAIGHTNER, ART. NO. 407.90.220



LAMINATE SELECTION:
SHUTTER 01,02 & 04+ OUTSIDE +INSIDE CARCASS/DRAWERS+SKIRTING+FILLER PIECE:
ARCHITECT PREFERRED:

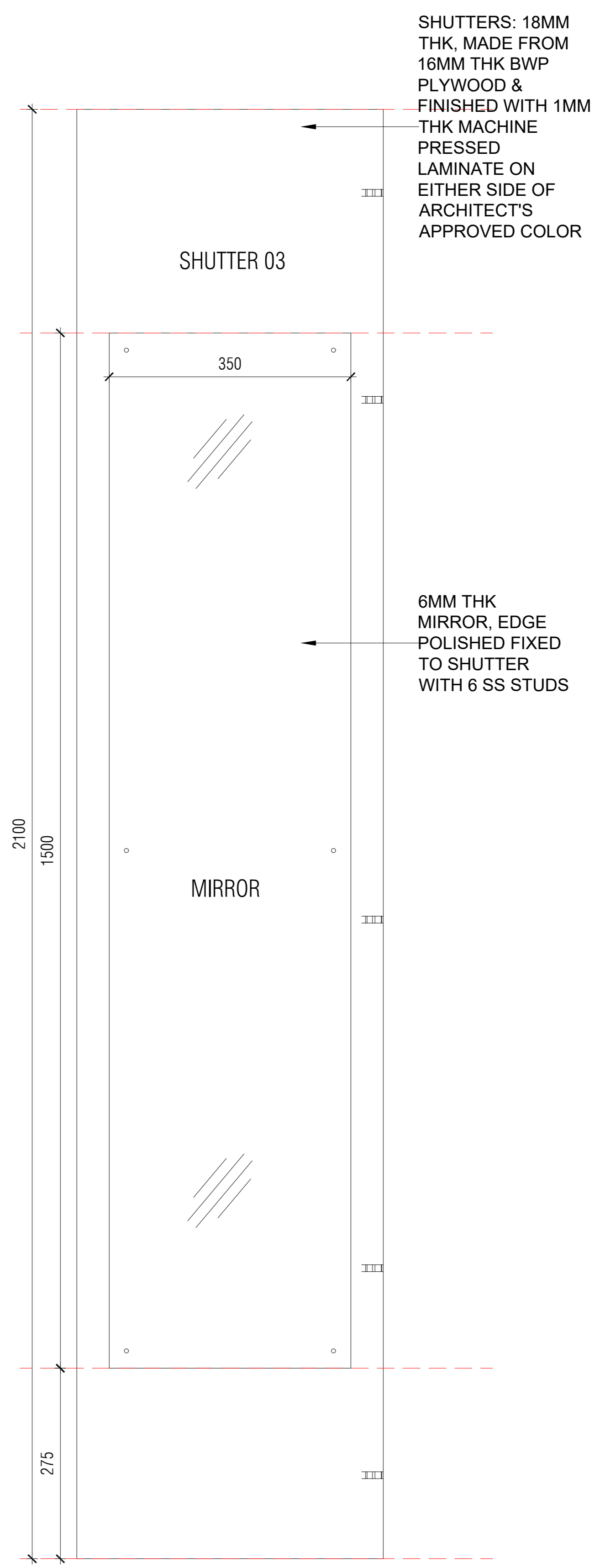
- 1) MERINO: WARM GREY 21029 OR
- 2) CENTURY: WARM GREY 226

DATE : 02/02/2021	DRAWN : NISHA	SCALE : 1:10
PROJECT : NAGPUR	PROJECT PHASE : BLOCK MAP - UNDERGRADUATION DOUBLE OCCUPANCY HOSTEL	PROJECT TITLE : TYPICAL ROOM WARDROBE DT DETAILS (6 OF 7)
DESIGNER : NISHA	PROJECT PHASE : PHASE 1	CLIENT : MNLU/IB/BUM-P/ADM-118
DATE : 02/02/2021	DATE : 02/02/2021	VERSION : 001
ARCHITECTS		
ARCHITECTS		
P A R A D I G M		
No. 26, 4th E Cross Rd, Koramangala Industrial Layout, Koramangala, Bangalore 560095 E-MAIL : info@paradigmgroup.com		
STRUCTURAL		
MEP FIRE LIGHTING & SUSTAINABILITY : MGD BEEL PVT LTD		
LANDSCAPE : INTEGRATED DESIGN		
AUDIO VISUAL & ACOUSTIC : MMG ACOUSTICAL CONSULTANTS		
KITCHEN/BOH : CKP HOSPITALITY CONSULTANTS		
GRAPHICS : D.S. & P.M.C.		
OFFICE SEAL		
ARCHITECTURE PARADIGM GOOD FOR CONSTRUCTION		
ISSUE & REVISIONS		
Issued to	Revision	No. of Copies
CLIENT		
ALL DRAWINGS TO BE CO-RELATED TO OTHER DWGS.DOCUMENTS,TENDER/SPECIFICATION, INCLUDING OTHER CONSULTANTS SUPPLIERS, MANUFACTURERS BEFORE EXECUTION. ANY DISCREPANCY/AMBIGUITY TO BE BROUGHT TO ARCHITECT'S NOTICE IN WRITING. RESPONSIBLE IN ADVANCE.		
NOTES / REMARKS		



SECTION B-B
SCALE 1:10

-  HINGE: INTEGRATED SOFT CLOSE
HAFELE: ART. NO. 315.07.075 ; SOFT CLOSE
HETTICH: ITEM CODE SENSYS 8645i; SOFT CLOSE
-  DRAWER LOCK
HAFELE: 22 MM 120 KEY COMBINATIONS ART. NO. 232.01.250
HETTICH: DRAWER LOCK FOR 22 MM THICKNESS; ITEM CODE: 43635



SHUTTER 03: INTERNAL ELEVATION
SCALE 1:10



SKIRTING:
HAFELE: PVC PLINTH CONNECTORS: 100MM HT ART. NO. 637.29.751,
12MM THK PVC SKIRTING ART.NO. 713.55.923 SILVER COLOR
FIXED WITH PLINTH CONNECTOR ART.NO. 637.87.330

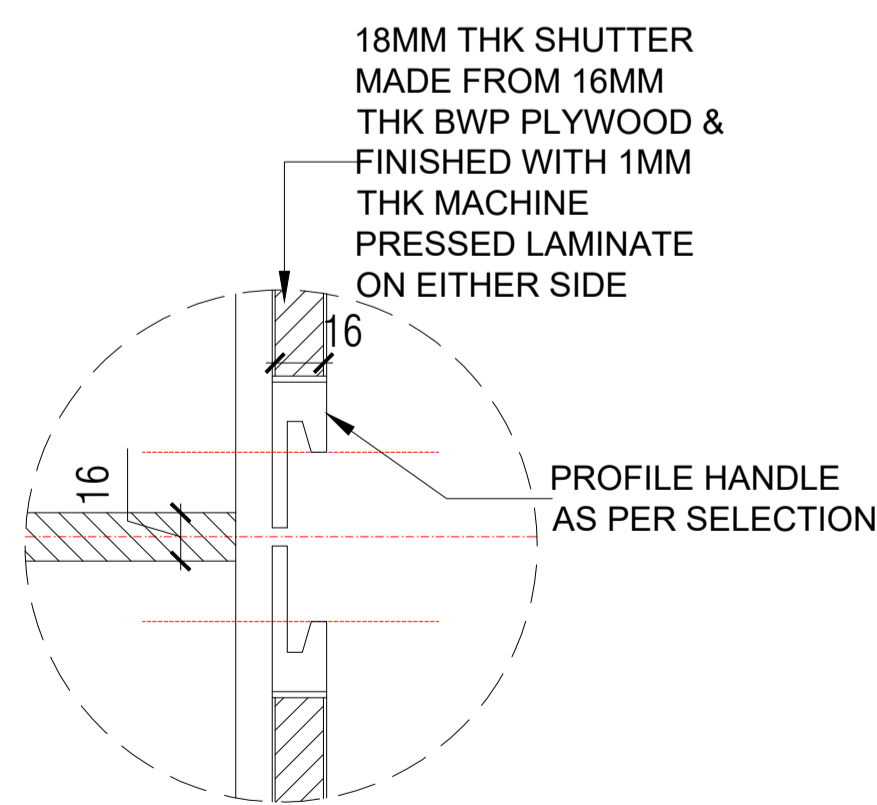
DATE : 02/05/2021	DRAWN : NISHA	SCALE: 1:10
PROJECT : NAGPUR BLOCK W&P - UNDERGRADUATION DOUBLE OCCUPANCY HOSTEL	DESIGNED BY : PHANUJAL	
PROJECT PHASE : PHASE 1	DWG TITLE : TYPICAL ROOM WARDROBE DT DETAILS (5 OF 7)	
NO. : 02	DWG NO. : MNLU/ID/BLUM-PWD/DM-117	Version/Revision : 001/0000
Client : MNLU	Site : NAGPUR	Block : BLOCK W&P - UNDERGRADUATION DOUBLE OCCUPANCY HOSTEL
Architects : ARCHITECTS PARADIGM	Structural : PATANWAR CONSULTANTS PVT LTD	MEP : ARUP INDIA PVT LTD
Project Phase : PHASE 1	MEP FIRE LIGHTING & SUSTAINABILITY : AGD BEEL PVT LTD	LANDSCAPE : INTEGRATED DESIGN
Title : ID DRAWINGS	LANDSCAPE : INTEGRATED DESIGN	AUDIO VISUAL & ACOUSTIC : MMG ACOUSTICAL CONSULTANTS
DWG NO. : MNLU/ID/BLUM-PWD/DM-117	AUDIO VISUAL & ACOUSTIC : MMG ACOUSTICAL CONSULTANTS	KITCHEN/BQ/H : CKP HOSPITALITY CONSULTANTS
Version/Revision : 001/0000	KITCHEN/BQ/H : CKP HOSPITALITY CONSULTANTS	GRAPHICS : D.S. & P.M.C.
DO NOT SCALE THE DRAWING. FOLLOW THE DIMENSIONS MENTIONED. ALL DIMENSIONS TO BE CHECKED AT SITE. DO NOT USE THE DRAWING FOR ANY OTHER PURPOSE THAN IT IS MEANT FOR.		
Issued to : CLIENT	Issued For : GOOD FOR CONSTRUCTION	No. of Copies : -
Date :	Revision :	
ALL DRAWINGS TO BE CO-RELATED TO OTHER DWGS. DOCUMENTS, TENDER/SPECIFICATION, INCLUDING OTHER CONSULTANTS SUPPLIER, MANUFACTURERS BEFORE EXECUTION. ANY DISCREPANCY/AMBIGUITY TO BE BROUGHT TO ARCHITECT'S NOTICE IN WRITING. RESPONSIBLE IN ADVANCE.		
NOTES / REMARKS		



TYPICAL VIEW OF ROOM WARDROBES



TYPICAL VIEW OF ROOM WARDROBES



SHUTTER PRFOILE HANDLE

HAFELE: HANDLE PROFILE, ALUMINIUM;

01.ANODIZED ART NO 126.35.945; SILVER COLOURED ANODIZED (E6/EV1)

02.ART.NO 126.21.902; TOUCH-UP PENCIL 007.33.062, DIM. A: 21 MM

03.ART NO 126.26.282; POLISHED CHROME

HETTICH: GOLA PROFILE VERTICAL USE; SILVER ANODISED; ARTICLE NO. 9 293 474

CNR : CAP 5004, ALUMINIUM FINISH

NOTE : FINAL SELECTION WILL BE AS PER SAMPLES AND FINAL FINISHED SAMPLES

PLYWOOD: BWP IS:710 E0/E1, CALIBERATED
 1.GREENPLY
 2.KORINDO
 3.MERINO
 ADHESIVE : D3 GRADE WHITE ADHESIVE, REHAU OR PIDILITE MAKE

LAMINATE SELECTION:
 SHUTTERS, FILLERS, FASCIA: OUTSIDE +INSIDE
 1) MERINO: WARM GREY 21029 OR
 2) CENTURY: WARM GREY 226

EDGE BAND SELECTION:
 1) REHAU MAKE

INTERNAL LAMINATE, DRAWERS AND SHELVES ARCHITECT PREFERRED:

- 1) GREENLAM DECOLINER SERIES
- 2) MERINO DECOLINE SERIES
- 3) CENTURY STARLINE SERIES

NOTES / REMARKS	ALL DRAWINGS TO BE CO-RELATED TO OTHER DWGS.DOCUMENTS.TENDER/SPECIFICATION, INCLUDING OTHER CONSULTANTS,SUPPLIERS, MANUFACTURERS BEFORE EXECUTION. ANY DISCREPANCY/AMBIGUITY TO BE BROUGHT TO ARCHITECTS NOTICE IN WRITING, REASONABLY IN ADVANCE.	ISSUE & REVISIONS	Issued to	Date	Revision	Issued For	No. of Copies	<input type="checkbox"/> CLIENT COPY <input type="checkbox"/> SITE COPY <input type="checkbox"/> CONSULTANT COPY <input type="checkbox"/> CONTRACTOR COPY <input type="checkbox"/> OFFICE COPY <input type="checkbox"/> ORIGINAL COPY	OFFICE SEAL <div style="border: 1px solid red; padding: 2px; display: inline-block;"> ARCHITECTURE PARADIGM GOOD FOR CONSTRUCTION </div>	STRUCTURAL	: PATANKAR CONSULTANTS PVT LTD, ARUP INDIA PVT LTD	ARCHITECTS PARADIGM <small>No. 26, 4th B Cross Rd, Koramangala Industrial Layout, Koramangala, Bangalore Karnataka 560095 Ph : 080 2553 6150 E - MAIL : mail@architectureparadigm.com</small>	Client	: MNLU	DATE : 02/05/2021 DRAWN : NISHA scale: 1:10 CKD BY : PRAJWAL DWG TITLE: TYPICAL ROOM WARDROBE 01 DETAILS (7 OF 07) DWG NO : MNLU/ID/BLKM-P/WD/M-119 Version/Revision : V001/R000
			CLIENT			GOOD FOR CONSTRUCTION	-			MEP,FIRE,LIGHTING &SUSTAINABILITY :	McD BERL PVT LTD		Site	: NAGPUR	
										LANDSCAPE	: INTEGRATED DESIGN	Block	: BLOCK M&P -UNDERGRADUATION DOUBLE OCCUPANCY HOSTEL		
										AUDIO VISUAL & ACOUSTIC	: MMG ACOUSTICAL CONSULTANTS	Project Phase:	: PHASE 1		
										KITCHEN/BOH	: CKP HOSPITALITY CONSULTANTS	Title	: ID DRAWINGS		
										G.S. & P.M.C	:	<small>ALL THE DIMENSIONS IN MILLIMETER (MM) DO NOT SCALE THE DRAWING. FOLLOW THE DIMENSIONS MENTIONED. ALL DIMENSIONS TO BE CHECKED AT SITE. DO NOT USE THE DRAWING FOR ANY OTHER PURPOSE THAN IT IS MEANT FOR</small>			